barometer

PRIVATE POOLS
MONTHLY HOLDINGS

November 2, 2026

Barometer Capital Management Inc. | First Canadian Place, 100 King Street West, Suite 4420, Toronto, Ontario, M5X 1A9 | T (416) 601-6888 | F (416) 601-9744 | TF 1 (866) 601-6888

barometer

TACTICAL INCOME POOL

INDUSTRY ALLOCATIONS AS AT **NOVEMBER 2, 2026**

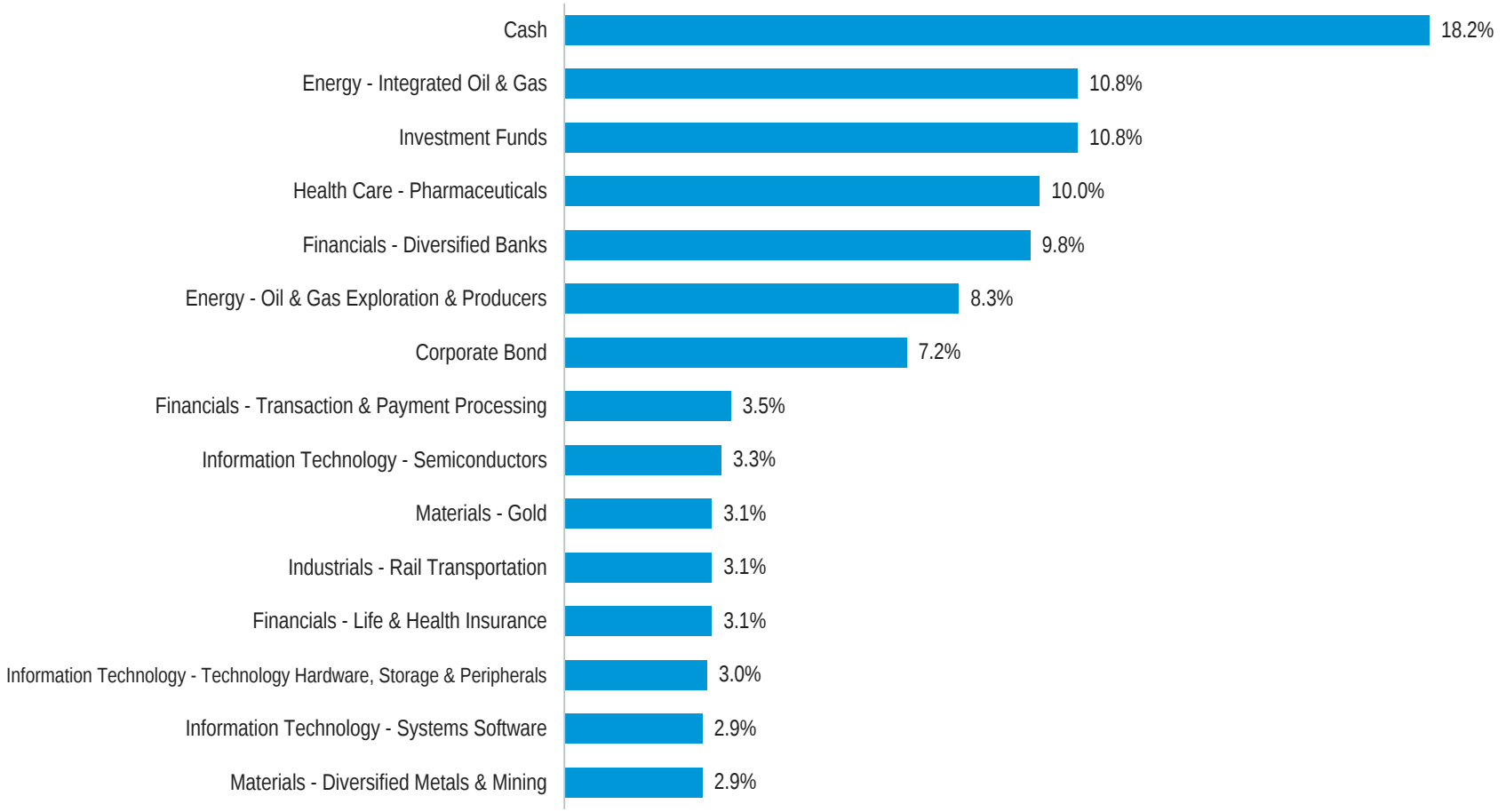

Sector Allocation

Energy	19.1%
Cash	18.2%
Financials	16.4%
Investment Funds	10.8%
Health Care	10.0%
Information Technology	9.2%
Corporate Bond	7.2%
Materials	6.0%
Industrials	3.1%

Geographic Allocation

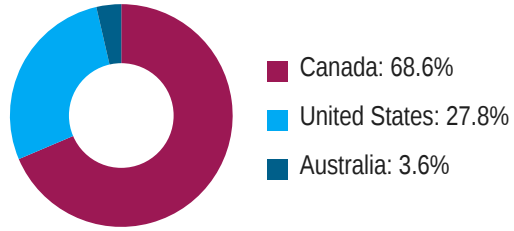

Commissions, trailing commissions, management fees and expenses all may be associated with private pool investments. Please read the offering memorandum before investing. Private pools are not guaranteed, their values change frequently and past performance may not be repeated. Private pool strategies and current holdings are subject to change. Portfolio holdings do not include short positions. The portfolio holdings information above may not contain all investments held, may differ from Barometer's marketing materials, and may be different from the Barometer Private Pool's annual financial report for the same period. The offering memorandum and other information about the pool are available at www.barometercapital.ca.



barometer

TACTICAL INCOME POOL

HOLDINGS AS AT **NOVEMBER 2, 2026**

19.1%	**ENERGY**
CA;CNQ	Canadian Natural Resources Ltd
CA;CVE	Cenovus Energy Inc.
CA;IMO	Imperial Oil Ltd
CA;SU	Suncor Energy Inc.
CA;TVE	Tamarack Valley Energy Ltd
16.4%	**FINANCIALS**
CA;BMO	Bank of Montreal
CA;CM	Canadian Imperial Bank of Commerce
CA;MFC	Manulife Financial Corp.
CA;RY	Royal Bank of Canada
US;V	Visa Inc.
10.8%	**INVESTMENT FUNDS**
BCM MUSIC	Barometer Canadian Music Royalty Fund LP Class I
10.0%	**HEALTH CARE**
US;LLY	Eli Lilly & Co.
US;JNJ	Johnson & Johnson
US;MRK	Merck & Co Inc.
9.2%	**INFORMATION TECHNOLOGY**
US;AAPL	Apple Inc.
US;MSFT	Microsoft Corp.
US;NVDA	NVIDIA Corp.
7.2%	**CORPORATE BOND**
Bond	Canada Cartage Corp. 9.75% 08MAY2031
Bond	Sleep Country Canada Inc. 6.625% 28NOV2032
6.0%	**MATERIALS**
CA;AEM	Agnico Eagle Mines Ltd
US;BHP	BHP Group Ltd ADR
3.1%	**INDUSTRIALS**
CA;CP	Canadian Pacific Kansas City Ltd
18.2%	**CASH AND CASH EQUIVALENTS**

Commissions, trailing commissions, management fees and expenses all may be associated with private pool investments. Please read the offering memorandum before investing. Private pools are not guaranteed, their values change frequently and past performance may not be repeated. Private pool strategies and current holdings are subject to change. Portfolio holdings do not include short positions. The portfolio holdings information above may not contain all investments held, may differ from Barometer's marketing materials, and may be different from the Barometer Private Pool's annual financial report for the same period. The offering memorandum and other information about the pool are available at www.barometercapital.ca.

barometer

GLOBAL MACRO POOL

INDUSTRY ALLOCATIONS AS AT **NOVEMBER 2, 2026**

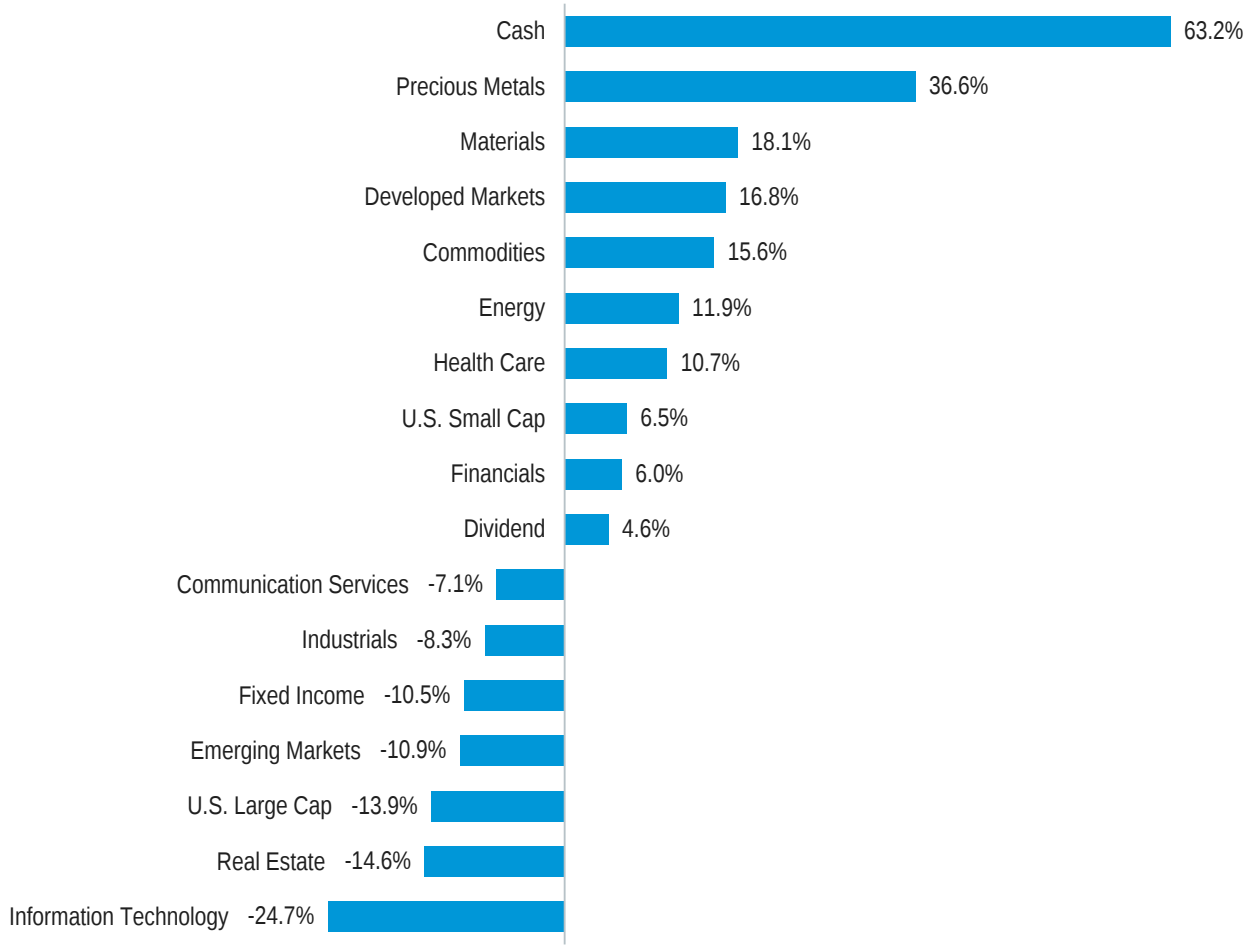

Sector Allocation

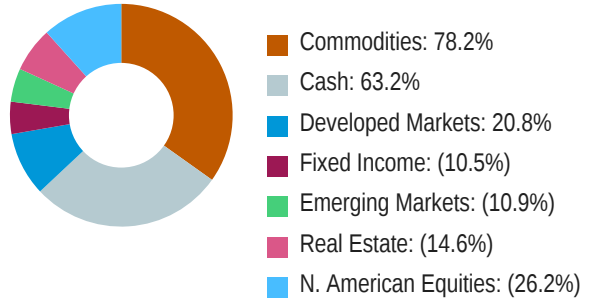

Geographic Allocation

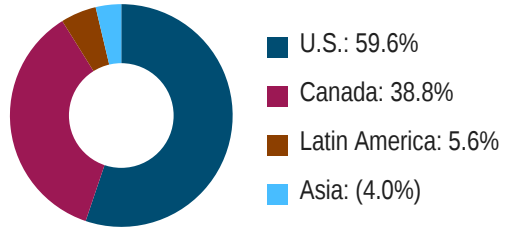

Commissions, trailing commissions, management fees and expenses all may be associated with private pool investments. Please read the offering memorandum before investing. Private pools are not guaranteed, their values change frequently and past performance may not be repeated. Private pool strategies and current holdings are subject to change. Portfolio holdings do not include short positions. The portfolio holdings information above may not contain all investments held, may differ from Barometer's marketing materials, and may be different from the Barometer Private Pool's annual financial report for the same period. The offering memorandum and other information about the pool are available at www.barometercapital.ca.

barometer

GLOBAL MACRO POOL

HOLDINGS AS AT **NOVEMBER 2, 2026**

36.6%	**PRECIOUS METALS**
US;SILJ	Amplify Junior Silver Miners ETF
US;SIL	Global X Silver Miners ETF
US;SGDM	Sprott Gold Miners ETF
US;SGDJ	Sprott Junior Gold Miners ETF
US;PHYS	Sprott Physical Gold Trust
US;GDXJ	VanEck Vectors Junior Gold Miners ETF
18.1%	**MATERIALS**
US;COPX	Global X Copper Miners ETF
US;PICK	iShares MSCI Global Metals & Mining Producers ETF
US;COPJ	Sprott Junior Copper Miners ETF
US;SLX	VanEck Vectors Steel ETF
16.8%	**DEVELOPED MARKETS**
US;EWJ	iShares MSCI Japan ETF
US;EWS	iShares MSCI Singapore ETF
US;VEU	Vanguard FTSE All-World ex-US ETF
15.6%	**COMMODITIES**
US;BCI	Aberdeen Standard Bloomberg All Commodity Strategy K-1 Free ETF
US;GUNR	FlexShares Global Upstream Natural Resources Index Fund
US;GCC	WisdomTree Enhanced Commodity Strategy Fund

11.9%	**ENERGY**
CA;ZEO	BMO Equal Weight Oil & Gas Index ETF
CA;XEG	iShares S&P/TSX Capped Energy Index ETF
US;XOP	SPDR S&P Oil & Gas Exploration & Production ETF
10.7%	**HEALTH CARE**
US;XLV	Health Care Select Sector SPDR Fund
US;IBB	iShares Nasdaq Biotechnology ETF
6.5%	**U.S. SMALL CAP**
US;CALF	Pacer US Small Cap Cash Cows 100 ETF
6.0%	**FINANCIALS**
US;KIE	SPDR S&P Insurance ETF
4.6%	**DIVIDEND**
US;EYLD	Cambria Emerging Shareholder Yield ETF

-7.1%	**COMMUNICATION SERVICES**
-8.3%	**INDUSTRIALS**
-10.5%	**FIXED INCOME**
-10.9%	**EMERGING MARKETS**
-13.9%	**U.S. LARGE CAP**
-14.6%	**REAL ESTATE**
-24.7%	**INFORMATION TECHNOLOGY**
63.2%	**CASH AND CASH EQUIVALENTS**

Commissions, trailing commissions, management fees and expenses all may be associated with private pool investments. Please read the offering memorandum before investing. Private pools are not guaranteed, their values change frequently and past performance may not be repeated. Private pool strategies and current holdings are subject to change. Portfolio holdings do not include short positions. The portfolio holdings information above may not contain all investments held, may differ from Barometer's marketing materials, and may be different from the Barometer Private Pool's annual financial report for the same period. The offering memorandum and other information about the pool are available at www.barometercapital.ca.

barometer

EQUITY POOL

INDUSTRY ALLOCATIONS AS AT **NOVEMBER 2, 2026**

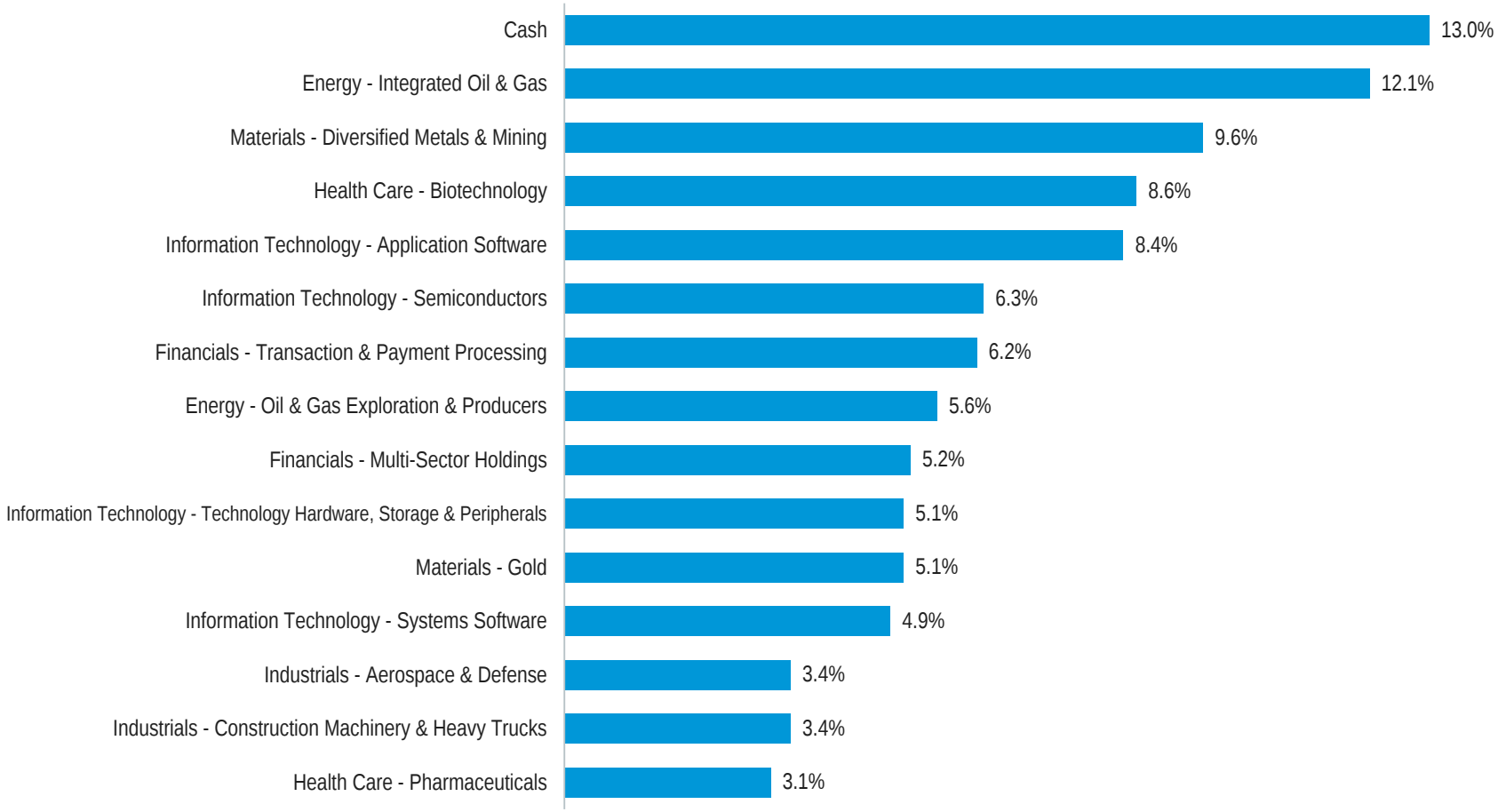

Sector Allocation

Information Technology	24.7%
Energy	17.7%
Materials	14.7%
Cash	13.0%
Health Care	11.7%
Financials	11.4%
Industrials	6.8%

Geographic Allocation

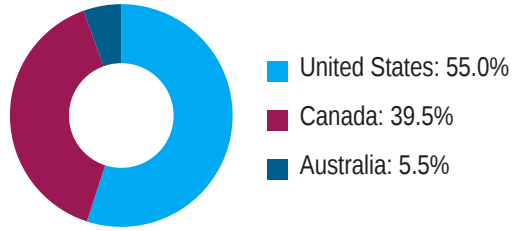

Commissions, trailing commissions, management fees and expenses all may be associated with private pool investments. Please read the offering memorandum before investing. Private pools are not guaranteed, their values change frequently and past performance may not be repeated. Private pool strategies and current holdings are subject to change. Portfolio holdings do not include short positions. The portfolio holdings information above may not contain all investments held, may differ from Barometer's marketing materials, and may be different from the Barometer Private Pool's annual financial report for the same period. The offering memorandum and other information about the pool are available at www.barometercapital.ca.



barometer

EQUITY POOL

HOLDINGS AS AT **NOVEMBER 2, 2026**

24.7%	**INFORMATION TECHNOLOGY**
US;AAPL	Apple Inc.
US;MANH	Manhattan Associates Inc.
US;MSFT	Microsoft Corp.
US;NVDA	NVIDIA Corp.
US;U	Unity Software Inc.
17.7%	**ENERGY**
CA;CVE	Cenovus Energy Inc.
CA;HWX	Headwater Exploration Inc.
CA;SU	Suncor Energy Inc.
14.7%	**MATERIALS**
CA;AEM	Agnico Eagle Mines Ltd
US;BHP	BHP Group Ltd ADR
CA;HBM	Hudbay Minerals Inc.
11.7%	**HEALTH CARE**
US;MRK	Merck & Co Inc.
US;XBI	SPDR S&P Biotech ETF
US;VRTX	Vertex Pharmaceuticals Inc.
11.4%	**FINANCIALS**
US;BRK.B	Berkshire Hathaway Inc.
US;V	Visa Inc.

6.8%	**INDUSTRIALS**
CA;BBD.B	Bombardier Inc.
CA;NFI	NFI Group Inc.

13.0%	**CASH AND CASH EQUIVALENTS**

Commissions, trailing commissions, management fees and expenses all may be associated with private pool investments. Please read the offering memorandum before investing. Private pools are not guaranteed, their values change frequently and past performance may not be repeated. Private pool strategies and current holdings are subject to change. Portfolio holdings do not include short positions. The portfolio holdings information above may not contain all investments held, may differ from Barometer's marketing materials, and may be different from the Barometer Private Pool's annual financial report for the same period. The offering memorandum and other information about the pool are available at www.barometercapital.ca.

barometer

TACTICAL BALANCED POOL

INDUSTRY ALLOCATIONS AS AT **NOVEMBER 2, 2026**

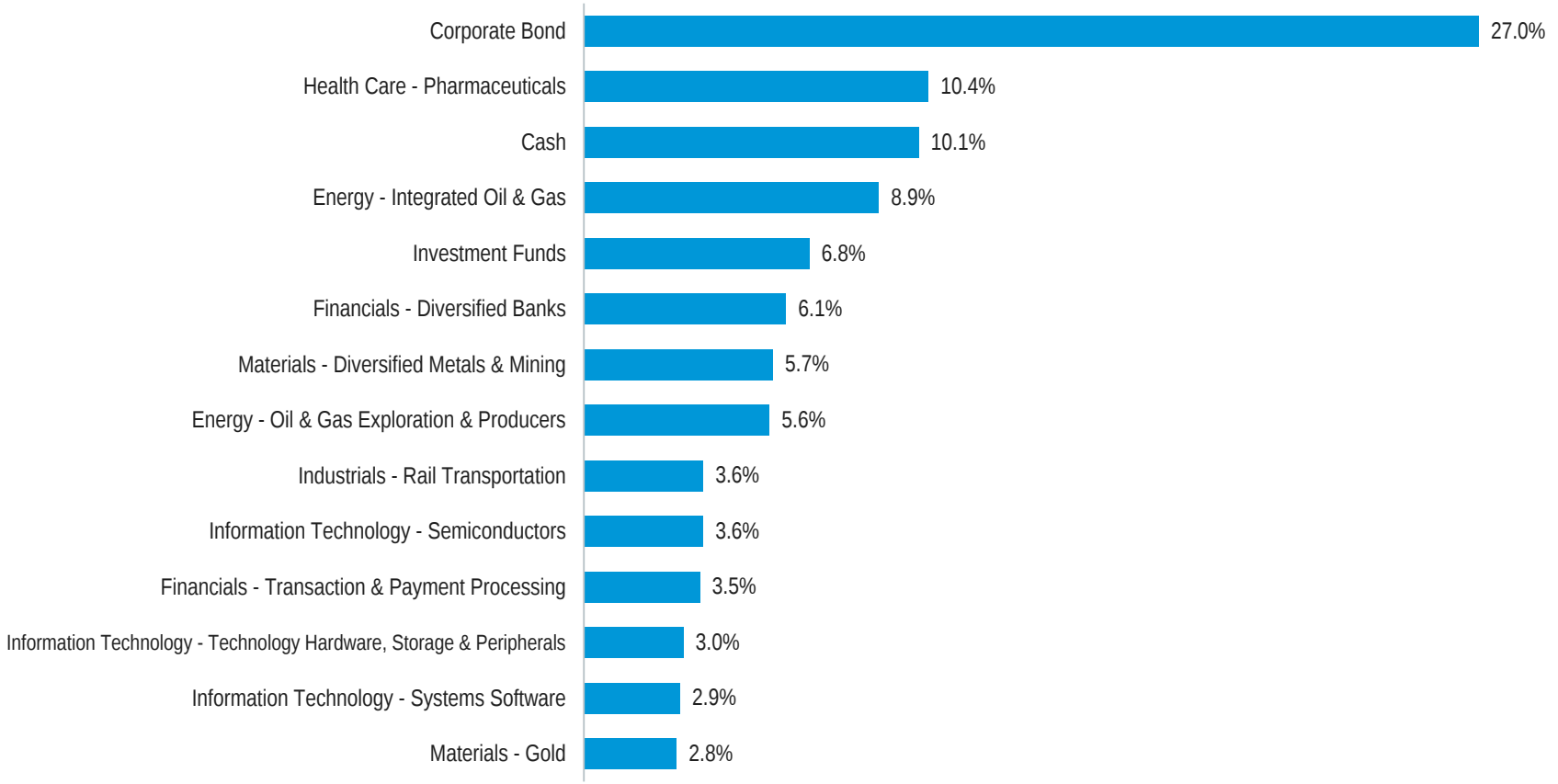

Sector Allocation

Corporate Bond	27.0%
Energy	14.5%
Health Care	10.4%
Cash	10.1%
Financials	9.6%
Information Technology	9.5%
Materials	8.5%
Investment Funds	6.8%
Industrials	3.6%

Asset Mix



Geographic Allocation

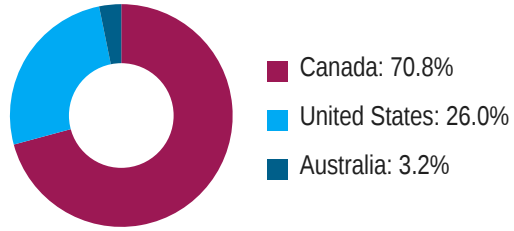

Commissions, trailing commissions, management fees and expenses all may be associated with private pool investments. Please read the offering memorandum before investing. Private pools are not guaranteed, their values change frequently and past performance may not be repeated. Private pool strategies and current holdings are subject to change. Portfolio holdings do not include short positions. The portfolio holdings information above may not contain all investments held, may differ from Barometer's marketing materials, and may be different from the Barometer Private Pool's annual financial report for the same period. The offering memorandum and other information about the pool are available at www.barometercapital.ca.

barometer

TACTICAL BALANCED POOL

HOLDINGS AS AT **NOVEMBER 2, 2026**

27.0%	CORPORATE BOND
Bond	AtkinsRealis Group Inc. 4.411% 15JUN2031
Bond	Canada Cartage Corp. 9.75% 08MAY2031
Bond	Canadian Natural Resources Ltd 3.75% 08FEB2031
Bond	Heavy Metal Equipment & Rentals 7.25% 26FEB2030
Bond	NFI Group Inc. 6.625% 21JUL2033
Bond	Peak Achievement Athletics Inc. 6.125% 11SEP2033
Bond	Polaris Renewable Energy Inc. 9.50% 03DEC2029
Bond	Sleep Country Canada Inc. 6.625% 28NOV2032
Bond	Tamarack Valley Energy Ltd 6.875% 25JUL2030
Bond	TELUS Corp. 6.25% 21JUL2055

14.5%	ENERGY
CA;CNQ	Canadian Natural Resources Ltd
CA;CVE	Cenovus Energy Inc.
CA;IMO	Imperial Oil Ltd
CA;SU	Suncor Energy Inc.
CA;TVE	Tamarack Valley Energy Ltd

10.4%	HEALTH CARE
US;LLY	Eli Lilly & Co.
US;JNJ	Johnson & Johnson
US;MRK	Merck & Co Inc.

9.6%	FINANCIALS
CA;BMO	Bank of Montreal
CA;CM	Canadian Imperial Bank of Commerce
US;V	Visa Inc.

9.5%	INFORMATION TECHNOLOGY
US;AAPL	Apple Inc.
US;MSFT	Microsoft Corp.
US;NVDA	NVIDIA Corp.

8.5%	MATERIALS
CA;AEM	Agnico Eagle Mines Ltd
US;BHP	BHP Group Ltd ADR
CA;TECK.B	Teck Resources Ltd

6.8%	INVESTMENT FUNDS
BCM MUSIC	Barometer Canadian Music Royalty Fund LP Class I

3.6%	INDUSTRIALS
CA;CP	Canadian Pacific Kansas City Ltd

10.1%	CASH AND CASH EQUIVALENTS

Commissions, trailing commissions, management fees and expenses all may be associated with private pool investments. Please read the offering memorandum before investing. Private pools are not guaranteed, their values change frequently and past performance may not be repeated. Private pool strategies and current holdings are subject to change. Portfolio holdings do not include short positions. The portfolio holdings information above may not contain all investments held, may differ from Barometer's marketing materials, and may be different from the Barometer Private Pool's annual financial report for the same period. The offering memorandum and other information about the pool are available at www.barometercapital.ca.