

barometer



# PRIVATE POOLS

## MONTHLY HOLDINGS

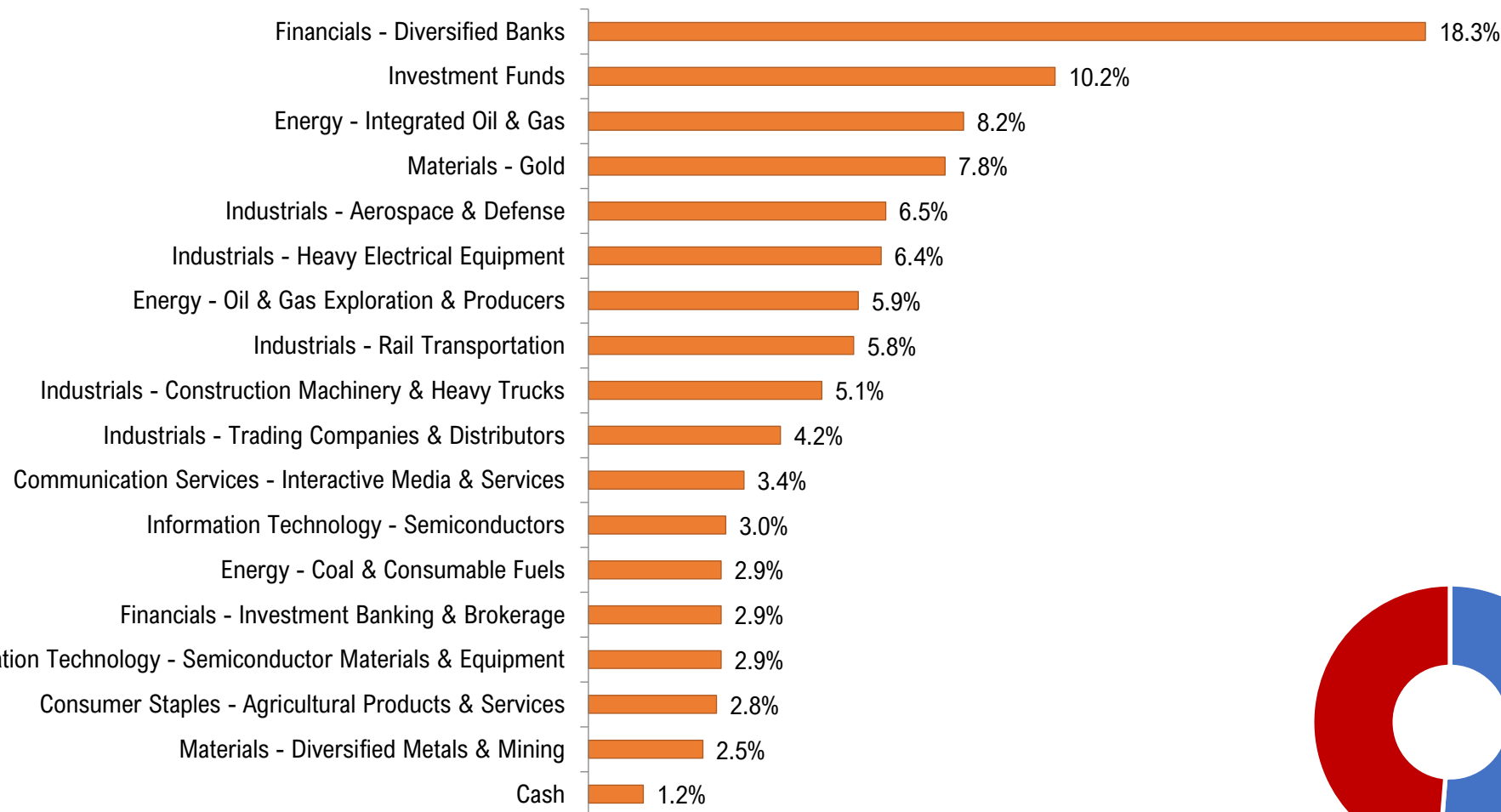
---

May 1, 2026



# TACTICAL INCOME POOL

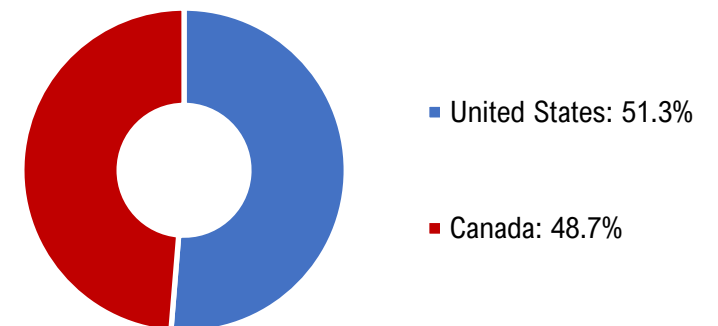
INDUSTRY ALLOCATIONS AS AT MAY 1, 2026



## Sector Allocation

Industrials	28.0%
Financials	21.2%
Energy	17.0%
Materials	10.3%
Investment Funds	10.2%
Information Technology	5.9%
Communication Services	3.4%
Consumer Staples	2.8%
Cash	1.2%

## Geographic Allocation





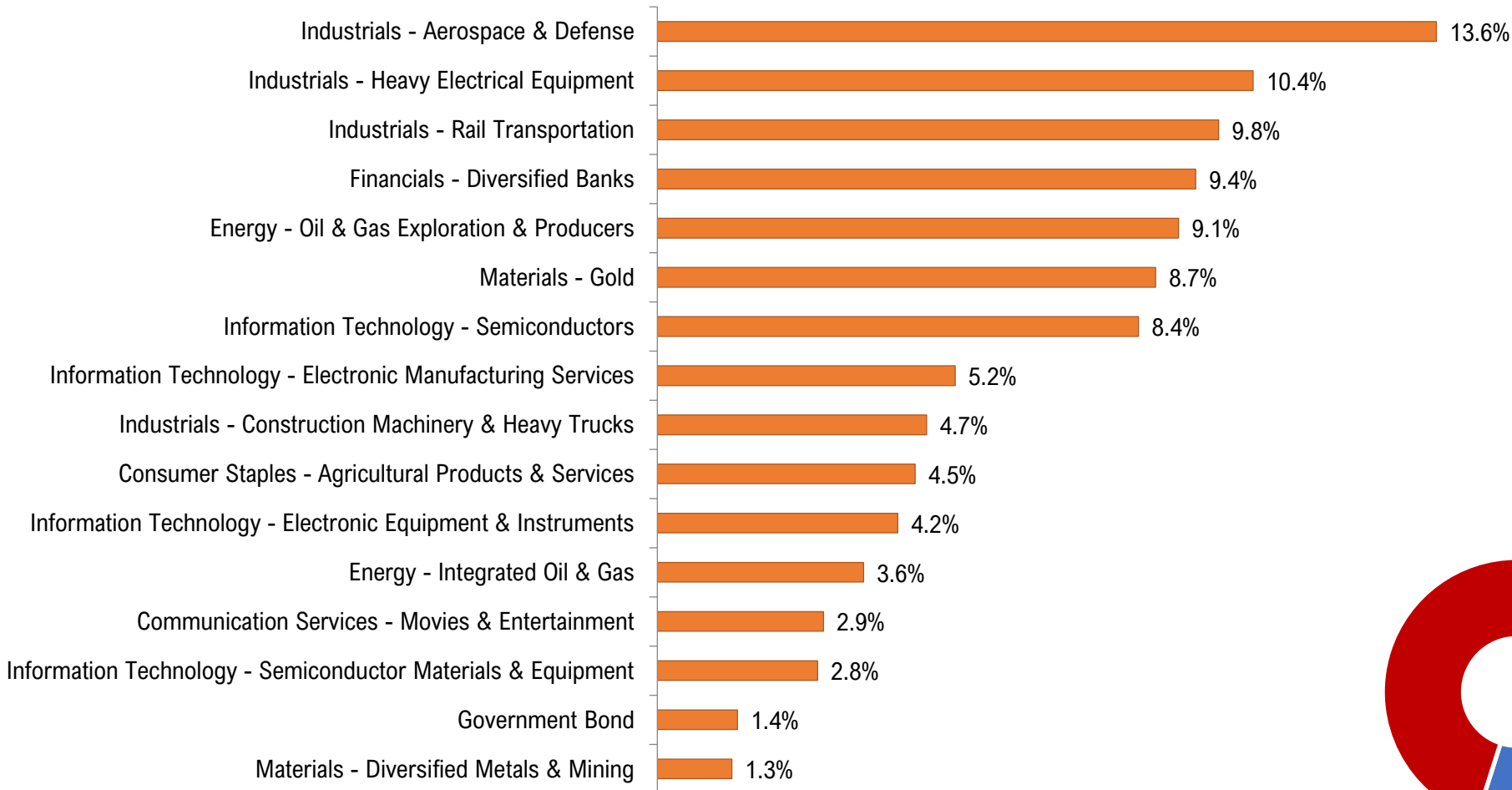
# TACTICAL INCOME POOL

HOLDINGS AS AT MAY 1, 2026

<b>28.0%</b>	<b>INDUSTRIALS</b>	<b>10.3%</b>	<b>MATERIALS</b>
US;HWM	Howmet Aerospace Inc	CA;AGI	Alamos Gold Inc
US;CSX	CSX Corp	CA;AEM	Agnico Eagle Mines Ltd
US;BWXT	BWX Technologies Inc	CA;HBM	Hudbay Minerals Inc
US;CAT	Caterpillar Inc	CA;WPM	Wheaton Precious Metals Corp
CA;FTT	Finning International Inc		
CA;CP	Canadian Pacific Kansas City Ltd	<b>10.2%</b>	<b>INVESTMENT FUNDS</b>
US;SMERY	Siemens Energy AG	US;BCMRF.PP	Barometer Canadian Music Royalty Fund LP
US;GEV	GE Vernova Inc	<b>5.9%</b>	<b>INFORMATION TECHNOLOGY</b>
<b>21.2%</b>	<b>FINANCIALS</b>	US;NVDA	NVIDIA Corp
CA;NA	National Bank of Canada	US;LRCX	Lam Research Corp
CA;BMO	Bank of Montreal	<b>3.4%</b>	<b>COMMUNICATION SERVICES</b>
CA;CM	Canadian Imperial Bank of Commerce	US;GOOGL	Alphabet Inc
CA;RY	Royal Bank of Canada	<b>2.8%</b>	<b>CONSUMER STAPLES</b>
US;C	Citigroup Inc	US;BG	Bunge Global SA
US;MS	Morgan Stanley		
US;SAN	Banco Santander		
<b>17.0%</b>	<b>ENERGY</b>		
CA;SU	Suncor Energy Inc		
CA;IMO	Imperial Oil Ltd		
CA;TVE	Tamarack Valley Energy Ltd		
CA;CCO	Cameco Corp		

**1.2% CASH AND CASH EQUIVALENTS**

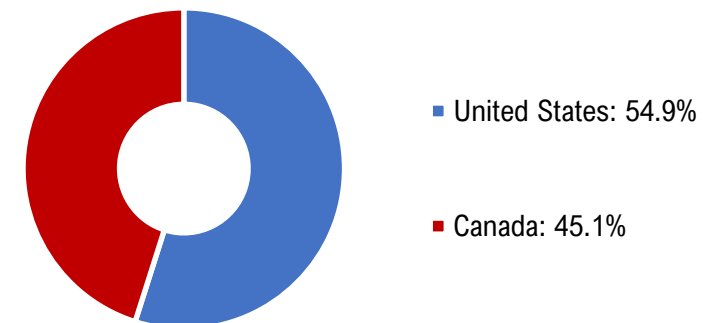
**0.0% INDEX HEDGE AS AT MAY 1, 2026**



**Sector Allocation**

Industrials	38.5%
Information Technology	20.6%
Energy	12.7%
Materials	10.0%
Financials	9.4%
Consumer Staples	4.5%
Communication Services	2.9%
Government Bond	1.4%

**Geographic Allocation**



**38.5% INDUSTRIALS**

US;HWM	Howmet Aerospace Inc
US;BWXT	BWX Technologies Inc
US;CSX	CSX Corp
US;CAT	Caterpillar Inc
CA;BBD.B	Bombardier Inc
CA;CP	Canadian Pacific Kansas City Ltd
US;GEV	GE Vernova Inc
US;SMERY	Siemens Energy

**20.6% INFORMATION TECHNOLOGY**

CA;PNG	Kraken Robotics Inc
US;NVDA	NVIDIA Corp
CA;CLS	Celestica Inc
US;LRCX	Lam Research Corp
US;SITM	Sitime Corp

**12.7% ENERGY**

CA;HWX	Headwater Exploration Inc
CA;TVE	Tamarack Valley Energy Ltd
CA;SU	Suncor Energy Inc

**10.0% MATERIALS**

CA;AGI	Alamos Gold Inc
CA;MDI	Major Drilling Group International Inc
CA;K	Kinross Gold Corp

**9.4% FINANCIALS**

CA;NA	National Bank of Canada
US;C	Citigroup Inc

**4.5% CONSUMER STAPLES**

US;BG	Bunge Global SA
-------	-----------------

**2.9% COMMUNICATION SERVICES**

US;SPHR	Sphere Entertainment Co
---------	-------------------------

**1.4% GOVERNMENT BOND**

Bond	US Treasury Bill 3.625% 28MAY2026
------	-----------------------------------

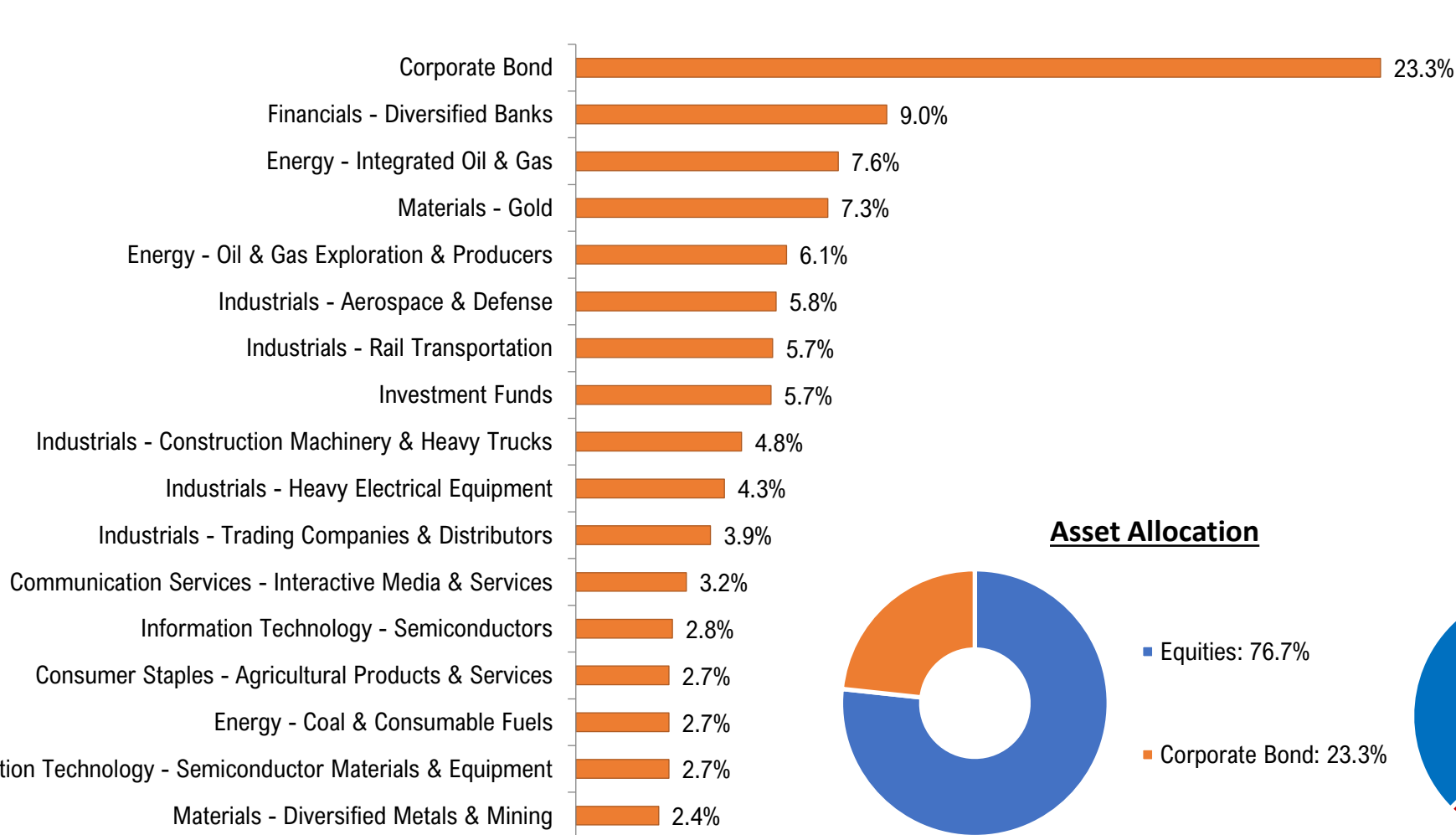
**0.0% CASH AND CASH EQUIVALENTS**

**0.0% INDEX HEDGE AS AT MAY 1, 2026**



# TACTICAL BALANCED POOL

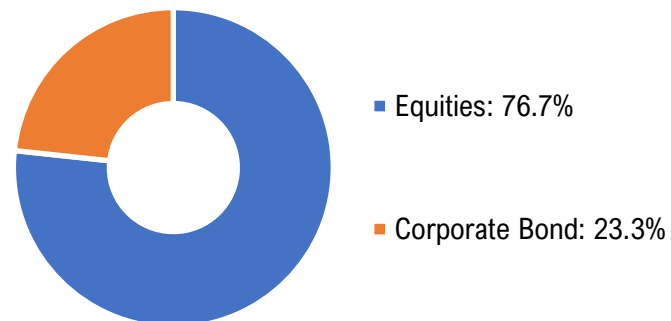
INDUSTRY ALLOCATIONS AS AT MAY 1, 2026



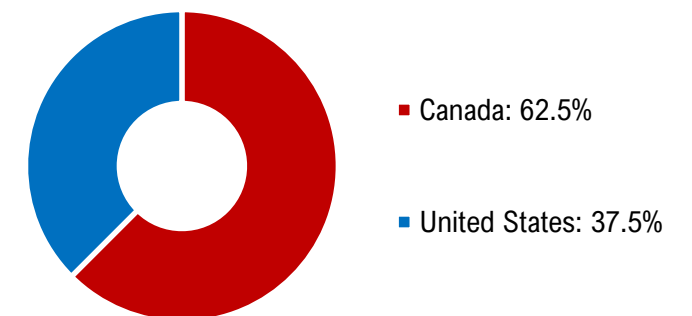
## Sector Allocation

Industrials	24.5%
Corporate Bond	23.3%
Energy	16.4%
Materials	9.7%
Financials	9.0%
Investment Funds	5.7%
Information Technology	5.5%
Communication Services	3.2%
Consumer Staples	2.7%

## Asset Allocation



## Geographic Allocation





# TACTICAL BALANCED POOL

HOLDINGS AS AT MAY 1, 2026

24.5%	INDUSTRIALS
US;HWM	Howmet Aerospace Inc
US;CAT	Caterpillar Inc
CA;TIH	Toromont Industries Ltd
CA;CP	Canadian Pacific Kansas City Ltd
US;GEV	GE Vernova Inc
US;BWXT	BWX Technologies Inc
US;CSX	CSX Corp

23.3%	CORPORATE BOND
Bond	Canadian Natural Resources Ltd 3.75% 08FEB31
Bond	ATS Corporation 6.5% 21AUG32
Bond	Heavy Metal Equipment & Rentals 7.25% 26FEB30
Bond	Secure Waste 6.75% 22MAR29
Bond	Peak Achievement 6.125% 11SEP33
Bond	Sleep Country Canada Holdings Inc. 6.625% 28NOV32
Bond	Polaris Renewable Energy Inc. 9.5% 03DEC29
Bond	Telus Corporation 6.25% 21JUL55
Bond	Tamarack 6.875% 25JUL30
Bond	Atkinsrealis Group Inc 4.41% 15JUN31

16.4%	ENERGY
CA;IMO	Imperial Oil Ltd
CA;TVE	Tamarack Valley Energy Ltd
CA;CCO	Cameco Corp
CA;SU	Suncor Energy Inc

9.7%	MATERIALS
CA;AGI	Alamos Gold Inc
CA;HBM	Hudbay Minerals Inc
CA;AEM	Agnico Eagle Mines Ltd
CA;WPM	Wheaton Precious Metals

9.0%	FINANCIALS
CA;BMO	Bank of Montreal
CA;CM	Canadian Imperial Bank of Commerce
US;C	Citigroup Inc

5.7%	INVESTMENT FUNDS
US;BCMRF.PP	Barometer Canadian Music Royalty Fund

5.5%	INFORMATION TECHNOLOGY
US;NVDA	NVIDIA Corp
US;LRCX	Lam Research Corp

3.2%	COMMUNICATION SERVICES
US;GOOGL	Alphabet Inc

2.7%	CONSUMER STAPLES
US;BG	Bunge Global SA

0.0% CASH AND CASH EQUIVALENTS

0.0% INDEX HEDGE AS AT MAY 1, 2026