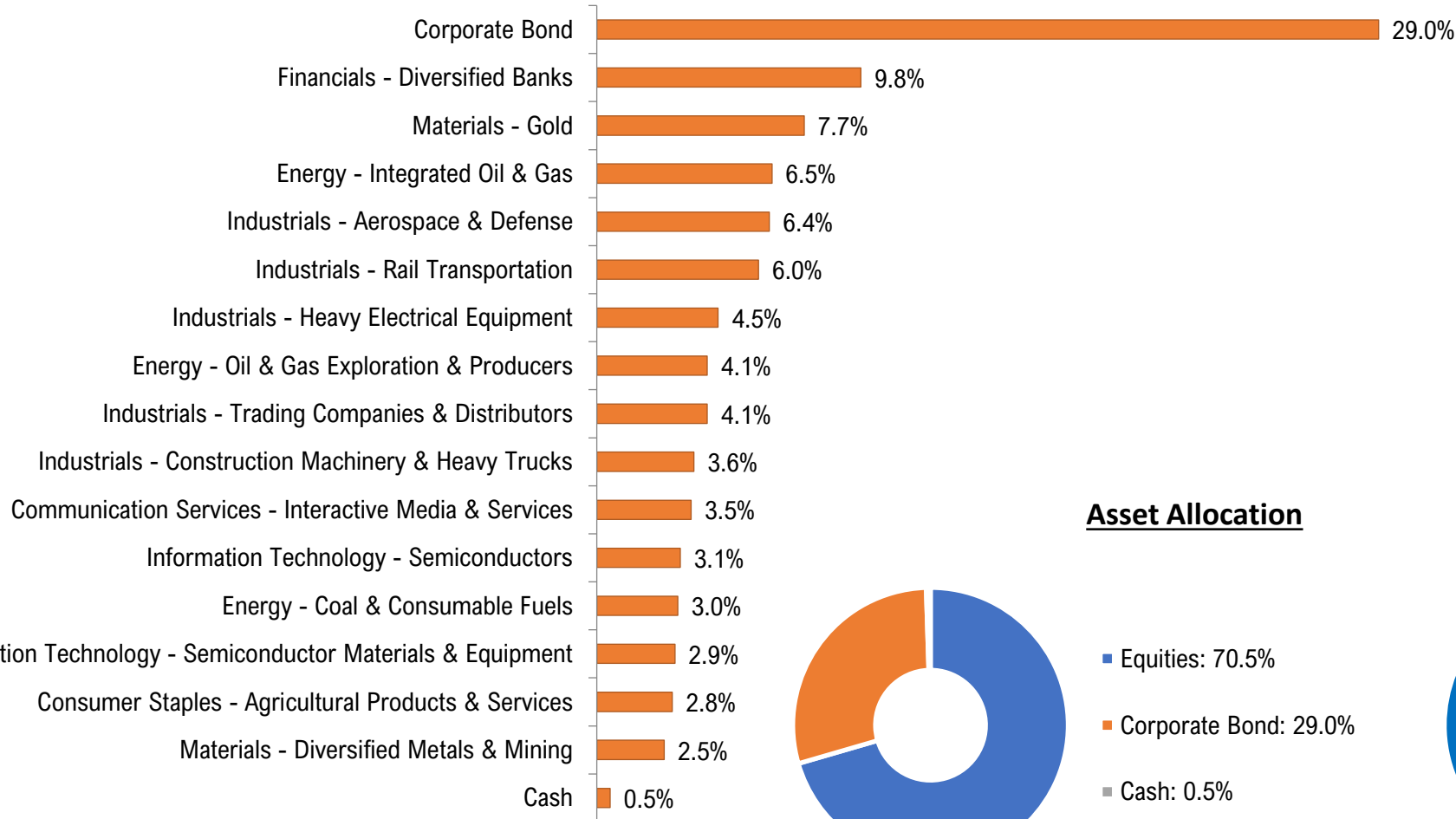




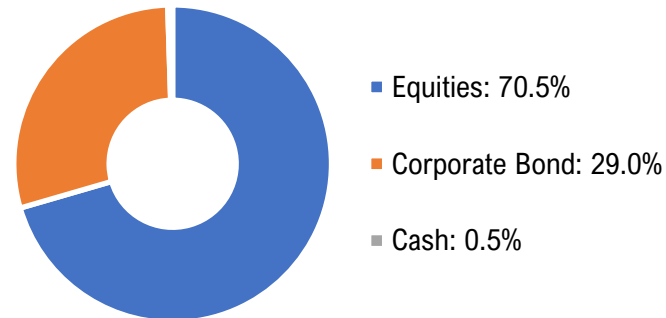
# BALANCED FUND



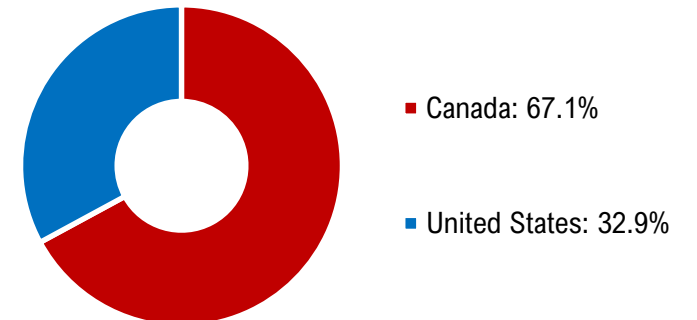
## Sector Allocation

Corporate Bond	29.0%
Industrials	24.6%
Energy	13.6%
Materials	10.2%
Financials	9.8%
Information Technology	6.0%
Communication Services	3.5%
Consumer Staples	2.8%
Cash	0.5%

## Asset Allocation



## Geographic Allocation





# BALANCED FUND

HOLDINGS AS AT MAY 1, 2026

29.0%	CORPORATE BOND
Bond	Peak Achievement 6.125% 11SEP33
Bond	Telus Corporation 6.25% 21JUL55
Bond	Heavy Metal Equipment & Rentals 7.25% 26FEB30
Bond	Secure Energy Services Inc 6.75% 22MAR29
Bond	ATS Corp CB 6.5% 21AUG32
Bond	Sleep Country Canada Holdings Inc. 6.625% 28NOV32
Bond	Polaris Renew Energy 9.5% 03DEC29
Bond	Rogers Communications Inc. 5.625% 15APR55
Bond	Canadian Natural Resources Ltd 3.75% 08FEB31
Bond	Atkinsrealis Group 4.41% 15JUN31

24.6%	INDUSTRIALS
US;HWM	Howmet Aerospace Inc
CA;TIH	Toromont Industries Ltd
US;CAT	Caterpillar Inc
CA;CP	Canadian Pacific Kansas City Ltd
US;GEV	GE Vernova Inc
US;BWXT	BWX Technologies Inc
US;CSX	CSX Corp

13.6%	ENERGY
CA;IMO	Imperial Oil Ltd
CA;TVE	Tamarack Valley Energy Ltd
CA;CCO	Cameco Corp
CA;SU	Suncor Energy Inc

10.2%	MATERIALS
CA;AGI	Alamos Gold Inc
CA;HBM	Hudbay Materials Inc
CA;AEM	Agnico Eagle Mines Ltd
CA;WPM	Wheaton Precious Metals

9.8%	FINANCIALS
CA;CM	Canadian Imperial Bank of Commerce
CA;BMO	Bank of Montreal
US;C	Citigroup Inc

6.0%	INFORMATION TECHNOLOGY
US;NVDA	NVIDIA Corp
US;LRCX	Lam Research Corp

3.5%	COMMUNICATION SERVICES
US;GOOGL	Alphabet Inc

2.8%	CONSUMER STAPLES
US;BG	Bunge Global SA

0.5%	CASH AND CASH EQUIVALENTS
------	---------------------------

0.0%	INDEX HEDGE AS AT MAY 1, 2026
------	-------------------------------