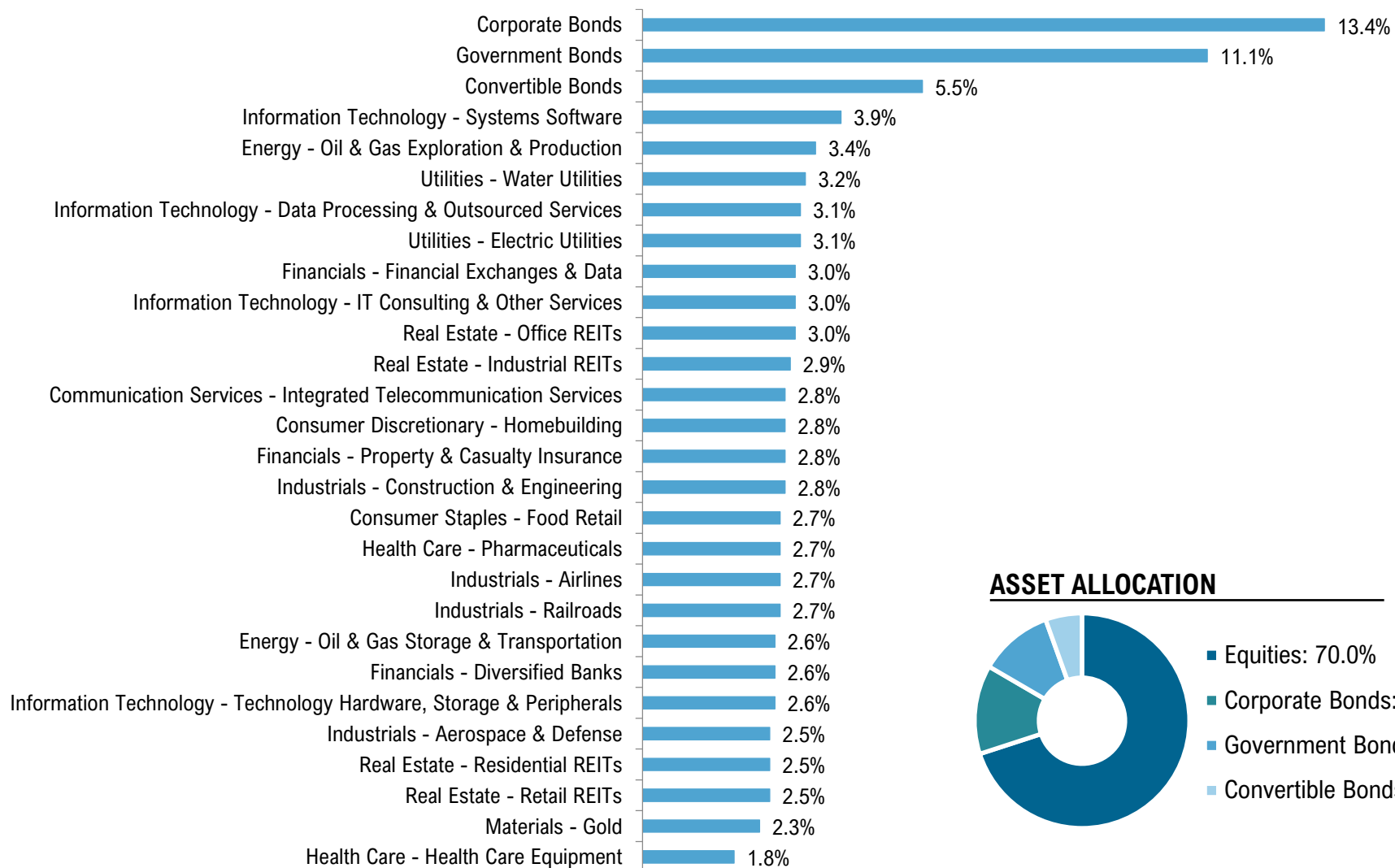





DISCIPLINED LEADERSHIP BALANCED FUND



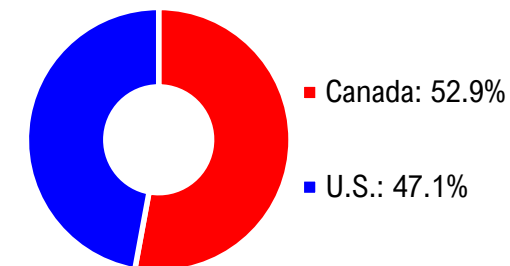
SECTOR ALLOCATION

Corporate Bonds	13.4%
Information Technology	12.6%
Government Bonds	11.1%
Real Estate	10.9%
Industrials	10.7%
Financials	8.4%
Utilities	6.3%
Energy	6.0%
Convertible Bonds	5.5%
Health Care	4.5%
Communication Services	2.8%
Consumer Discretionary	2.8%
Consumer Staples	2.7%
Materials	2.3%

ASSET ALLOCATION



GEOGRAPHIC ALLOCATION





DISCIPLINED LEADERSHIP BALANCED FUND

13.4%	CORPORATE BONDS	Bond	Enbridge Inc 5.375% 27SEP77
		Bond	Fairfax Financial Holdings Ltd 4.85% 17APR28 USD
		Bond	Parkland Fuel Corp 6% 21NOV22
		Bond	Royal Bank of Canada 2.74% 25JUL29
12.6%	INFORMATION TECHNOLOGY	US;AAPL	Apple Inc
		CA;GIB.A	CGI Inc
		US;MSFT	Microsoft Corp
		US;V	Visa Inc
11.1%	GOVERNMENT BONDS	Bond	Canadian Government 2% 01JUN28
		Bond	Canadian Government 2% 01SEP23
		Bond	U.S. Government 2.5% 31JAN24
10.9%	REAL ESTATE	CA;AP.UN	Allied Properties Real Estate Investment Trust
		CA;CHP.UN	Choice Properties Real Estate Investment Trust
		CA;GRT.UN	Granite Real Estate Investment Trust
		CA;IIP.UN	InterRent Real Estate Investment Trust
10.7%	INDUSTRIALS	CA;AC	Air Canada
		US;JEC	Jacobs Engineering Group Inc
		US;KSU	Kansas City Southern
		US;LMT	Lockheed Martin Corp
8.4%	FINANCIALS	US;ACGL	Arch Capital Group Ltd
		CA;CM	Canadian Imperial Bank of Commerce
		US;SPGI	S&P Global Inc
6.3%	UTILITIES	US;AWK	American Water Works Company Inc
		CA;EMA	Emera Inc
6.0%	ENERGY	CA;ENB	Enbridge Inc
		US;HES	Hess Corp
5.5%	CONVERTIBLE BONDS	Bond	Cargojet Inc. 4.65% 31DEC21
		Bond	Innergex Renewable Energy Inc 4.65% CV 31OCT26
4.5%	HEALTH CARE	US;BSX	Boston Scientific Corp
		US;ZTS	Zoetis Inc
2.8%	COMMUNICATION SERVICES	CA;BCE	BCE Inc
2.8%	CONSUMER DISCRETIONARY	US;DHI	DR Horton Inc
2.7%	CONSUMER STAPLES	CA;MRU	Metro Inc
2.3%	MATERIALS	CA;FNV	Franco-Nevada Corp
0.0%	CASH AND CASH EQUIVALENTS		
0.0%	INDEX HEDGE AS AT OCTOBER 15, 2019		