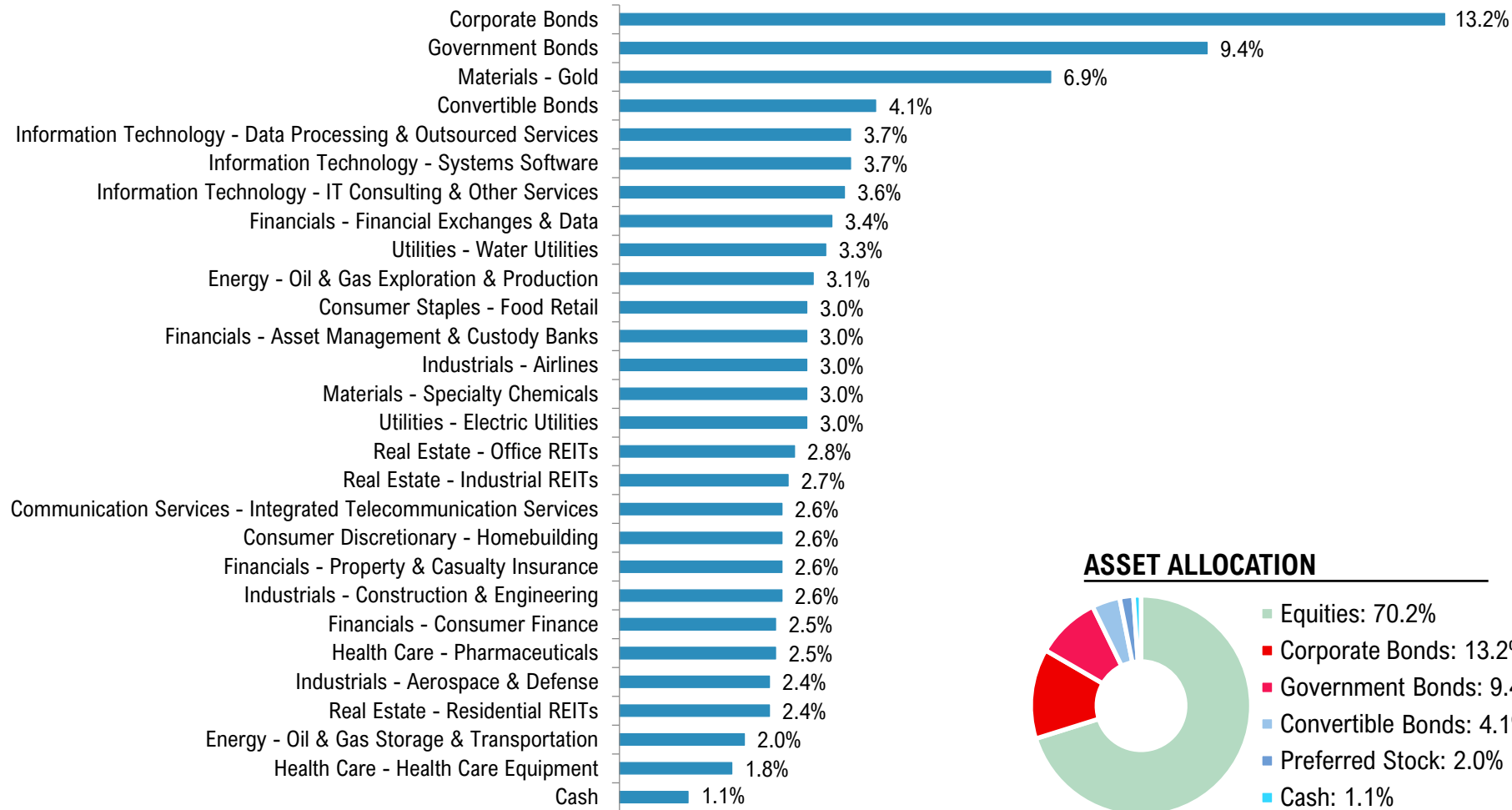


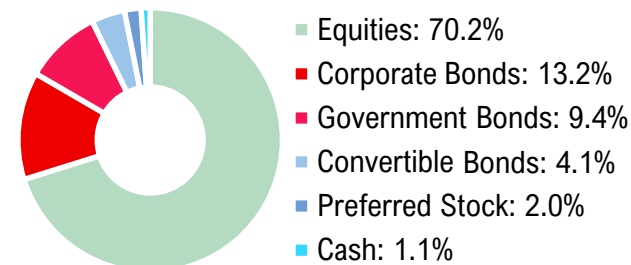
DISCIPLINED LEADERSHIP BALANCED FUND



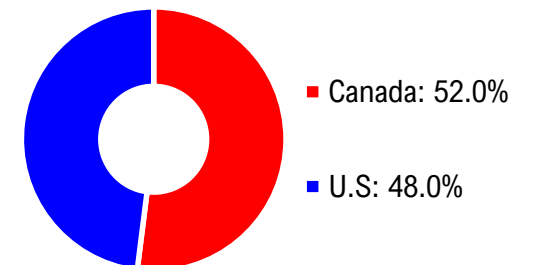
SECTOR ALLOCATION

Corporate Bonds	13.2%
Financials	11.5%
Information Technology	11.0%
Materials	9.9%
Government Bonds	9.4%
Industrials	8.0%
Real Estate	7.9%
Utilities	6.3%
Energy	5.1%
Health Care	4.3%
Convertible Bonds	4.1%
Consumer Staples	3.0%
Communication Services	2.6%
Consumer Discretionary	2.6%
Cash	1.1%

ASSET ALLOCATION



GEOGRAPHIC ALLOCATION



DISCIPLINED LEADERSHIP BALANCED FUND

13.2%	CORPORATE BONDS	9.4%	GOVERNMENT BONDS	4.1%	CONVERTIBLE BONDS
Bond	Enbridge Inc 5.375% 27SEP77	Bond	Canadian Government 2% 01SEP23	Bond	Cargojet Inc 4.65% CV 31DEC21
Bond	Fairfax Financial Ltd 4.85% 17APR28 USD	Bond	U.S. Government 2.5% 31JAN24		
Bond	Parkland Fuel Corp 6% 21NOV22			3.0%	CONSUMER STAPLES
Bond	Royal Bank of Canada 2.74% 25JUL29	8.0%	INDUSTRIALS	CA;MRU	Metro Inc
		CA;AC	Air Canada	2.6%	COMMUNICATION SERVICES
11.5%	FINANCIALS	US;JEC	Jacobs Engineering Group Inc	CA;BCE	BCE Inc
US;AXP	American Express Co	US;LMT	Lockheed Martin Corp	2.6%	CONSUMER DISCRETIONARY
US;ACGL	Arch Capital Group Ltd			US;DHI	DR Horton Inc
CA;BAM.A	Brookfield Asset Management Inc	7.9%	REAL ESTATE	1.1%	CASH AND CASH EQUIVALENTS
US;SPGI	S&P Global Inc	CA;AP.UN	Allied Properties Real Estate Investment Trust	15.0%	INDEX HEDGE AS AT SEPTEMBER 3, 2019
		CA;GRT.UN	Granite Real Estate Investment Trust		
11.0%	INFORMATION TECHNOLOGY	CA;IIP.UN	InterRent Real Estate Investment Trust		
CA;GIB.A	CGI Inc	6.3%	UTILITIES		
US;MSFT	Microsoft Corp	US;AWK	American Water Works Company Inc		
US;V	Visa Inc	CA;EMA	Emera Inc		
9.9%	MATERIALS	5.1%	ENERGY		
CA;ABX	Barrick Gold Corp	CA;ENB_PFI	Enbridge Inc – Preferred		
US;ECL	Ecolab Inc	US;HES	Hess Corp		
CA;FNV	Franco-Nevada Corp	4.3%	HEALTH CARE		
		US;BSX	Boston Scientific Corp		
		US;ZTS	Zoetis Inc		