

### Investment Objective

The Fund's objective is to achieve long-term capital appreciation by investing primarily in equity and fixed income securities without geographic restrictions.

### Annual Compound Returns – F Class

1 mo	3 mo	6 mo	YTD	1 yr	3 yr	5 yr	S.I.*
2.1%	1.6%	-1.5%	1.4%	6.3%	7.5%	n/a	7.1%

### Calendar Year Returns – F Class

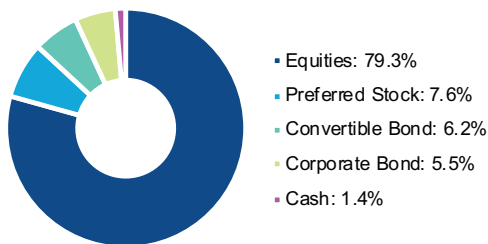
2017	2016	2015*	2014	2013	2012	2011	2010	2009
8.5%	11.6%	4.8%	n/a	n/a	n/a	n/a	n/a	n/a

\* S.I. = Annualized since inception. Portfolio was first valued on January 1, 2015.

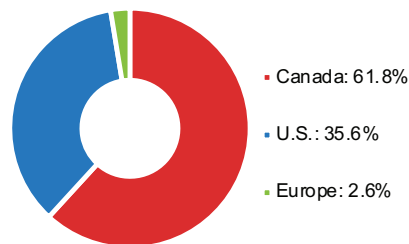
### Fund Details

Total AUM	\$129,708,740
F Class NAVPS	\$11.6225
Distributions	\$0.025/monthly
Managers	Gregory Guichon David Burrows Dimetrius (Jim) Schetakis
A Class Code	BCM870
F Class Code	BCM871
Risk Rating	Low Medium
Inception Date	January 1, 2015

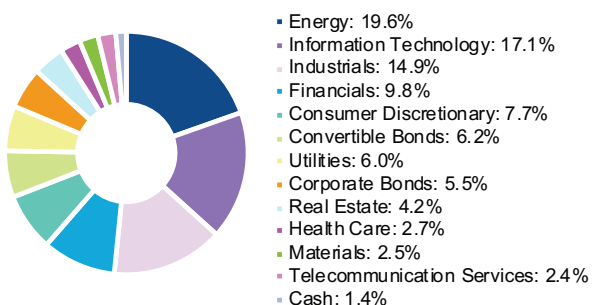
### Asset Allocation



### Geographic Allocation



### Sector Allocation



### Top 20 Holdings

1. Amazon.com Inc.
2. Microsoft Corp.
3. Apple Inc.
4. Bank of Montreal
5. NVIDIA Corp.
6. Visa Inc.
7. Enbridge Income Fund Holdings Inc.
8. Parkland Fuel Corp.
9. Allied Properties Real Estate Investment Trust
10. Fiera Capital Corp. 5% CV 30JUN23
11. UnitedHealth Group Inc.
12. Lowe's Cos Inc.
13. Suncor Energy Inc.
14. Morneau Shepell Inc.
15. Fairfax Financial Ltd. 4.85% 17APR28 USD
16. Canadian National Railway Co.
17. Westshore Terminals Investment Corp.
18. Husky Energy Inc.
19. TFI International Inc.
20. CGI Group Inc.

Top 20 Holdings (% of Portfolio)	56.6%
Total Portfolio Holdings	44



## About Us

Barometer Capital Management Inc. is an independent privately held asset management firm that manages discretionary investment portfolios for private investors, foundations and endowments. Our stated purpose is to earn consistent, absolute returns while preserving capital. While managing money is not an exact science, it's not a guessing game either. Barometer reads underlying economic currents that signal changes to the markets. Those market signals tell us what to expect so we can prepare and manage effectively. Comprehensive, proprietary research coupled with our market and sector risk models help us to not only recognize opportunities but protect capital as well. For instance, when pockets of strength are identified, investments get concentrated there for as long as each remains strong and capital grows. Conversely, when indicators suggest market or sector weakness, capital is protected and preserved through the tactical use of cash equivalents. Our Disciplined Leadership Approach™ focuses on producing consistent, absolute returns.

## Portfolio Management Team



**Gregory Guichon**  
Chairman  
Chief Portfolio Manager



**David Burrows**  
President  
Chief Investment Strategist



**Dimetrius (Jim) Schetakis**  
Senior Vice President,  
Portfolio Manager

## Monthly Returns – F Class

	1 Yr/ YTD	Jan	Feb	Mar	Apr	May	Jun	Jul	Aug	Sept	Oct	Nov	Dec
2015	4.8%	5.3%	0.5%	-0.6%	-2.1%	2.4%	-0.6%	2.4%	-3.5%	-0.6%	0.3%	1.6%	-0.1%
2016	11.6%	-1.2%	0.1%	1.7%	0.1%	2.2%	0.6%	2.9%	1.3%	0.7%	-1.1%	2.3%	1.5%
2017	8.5%	-0.3%	1.6%	-0.2%	1.3%	1.5%	-2.0%	-0.4%	2.0%	0.0%	3.3%	1.1%	0.4%
2018	1.4%	1.7%	1.2%	-3.3%	-2.3%	2.6%	-1.2%	0.7%	2.1%				

The information contained in this document is designed to provide you with general information related to investment alternatives and strategies and not intended to be comprehensive investment advice applicable to circumstances of an individual. We recommend that you consult with a financial advisor prior to making any investment decisions.

Commissions, trailing commissions, management fees and expenses all may be associated with mutual fund investments. Please read the prospectus before investing. The indicated rates of return are the historical annual compounded total returns including changes in unit value and reinvestment of all distributions and does not take into account sales, redemption, distribution or optional charges or income taxes payable by any securityholder that would have reduced returns. Mutual funds are not guaranteed, their values change frequently and past performance may not be repeated.

Mutual fund strategies and current holdings are subject to change.