

Private Pool Holdings

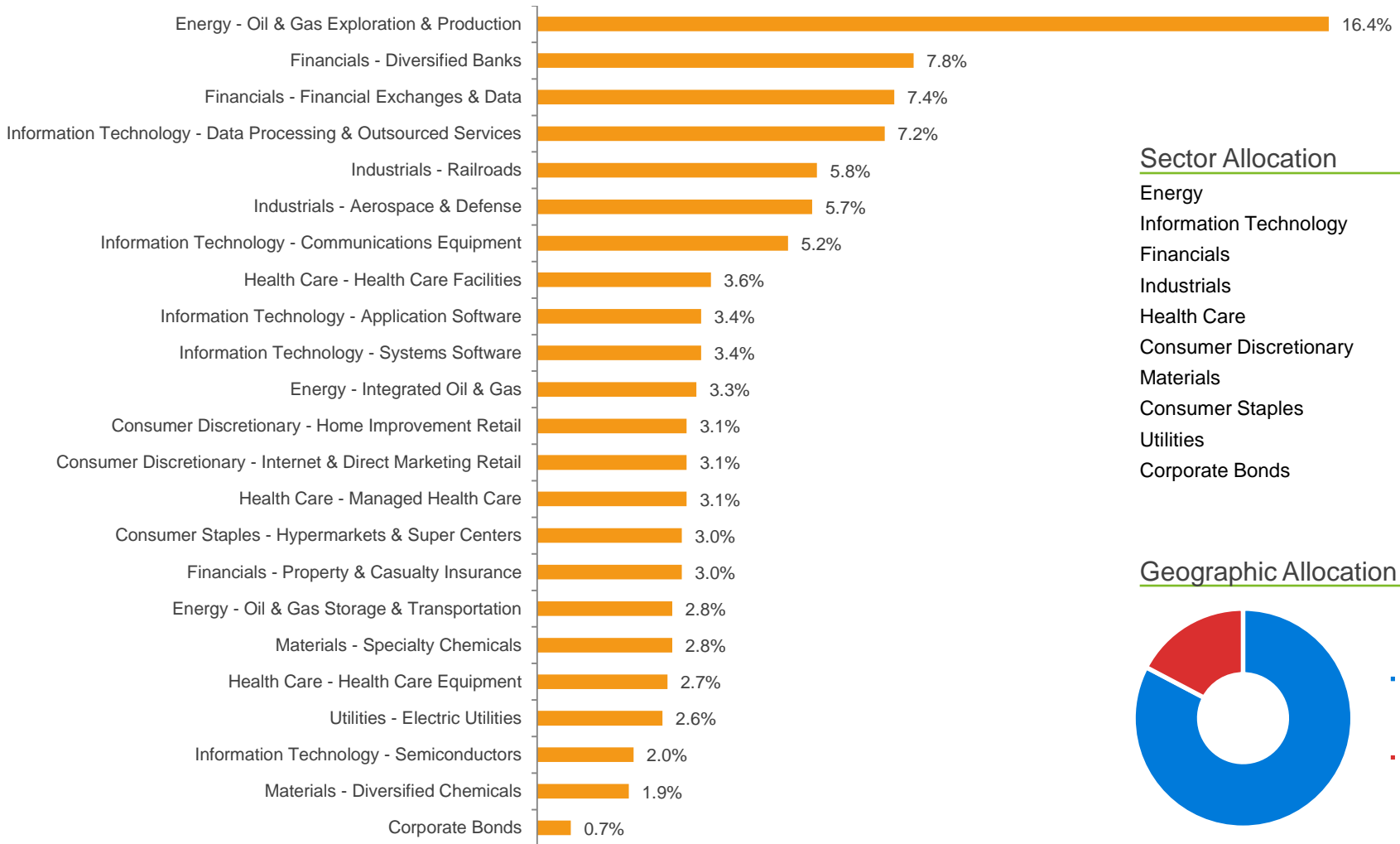
July 9 | 2018



Barometer Tactical Income Pool

Barometer Capital Management Inc.

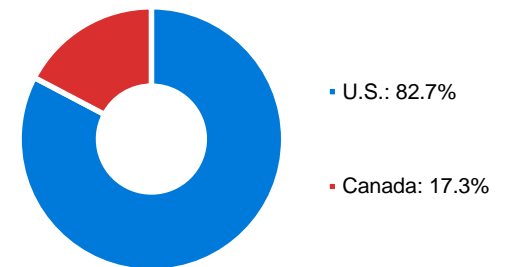
Industry Allocations as at July 9, 2018



Sector Allocation

Energy	22.5%
Information Technology	21.2%
Financials	18.2%
Industrials	11.5%
Health Care	9.4%
Consumer Discretionary	6.2%
Materials	4.7%
Consumer Staples	3.0%
Utilities	2.6%
Corporate Bonds	0.7%

Geographic Allocation





Barometer Tactical Income Pool

Barometer Capital Management Inc.

Holdings as at July 9, 2018

22.5%	Energy
CA;CNQ	Canadian Natural Resources Ltd
US;COP	ConocoPhillips
US;CLR	Continental Resources Inc
CA;ERF	Enerplus Corp
US;HES	Hess Corp
CA;PPL	Pembina Pipeline Corp
CA;SU	Suncor Energy Inc
US;WLL	Whiting Petroleum Corp

21.2%	Information Technology
US;ADBE	Adobe Systems Inc
US;CSCO	Cisco Systems Inc
US;INTC	Intel Corp
US;MA	Mastercard Inc
US;MSFT	Microsoft Corp
US;MSI	Motorola Solutions Inc
US;V	Visa Inc

18.2%	Financials
US;BAC	Bank of America Corp
US;JPM	JPMorgan Chase & Co
US;MSCI	MSCI Inc
US;PGR	Progressive Corp
US;SPGI	S&P Global Inc
CA;TD	Toronto-Dominion Bank

11.5%	Industrials
US;BA	Boeing Co
CA;CP	Canadian Pacific Railway Ltd
US;TDG	TransDigm Group Inc
US;UNP	Union Pacific Corp

9.4%	Health Care
US;HCA	HCA Healthcare Inc
US;SYK	Stryker Corp
US;UNH	UnitedHealth Group Inc

6.2%	Consumer Discretionary
US;AMZN	Amazon.com Inc
US;HD	Home Depot Inc

4.7%	Materials
US;EMN	Eastman Chemical Co
US;ECL	Ecolab Inc

3.0%	Consumer Staples
US;COST	Costco Wholesale Corp

2.6%	Utilities
US;NEE	NextEra Energy Inc

0.7%	Corporate Bonds
-------------	------------------------

0.0%	Cash and Cash Equivalents
-------------	----------------------------------

0.0%	Index Hedge
-------------	--------------------

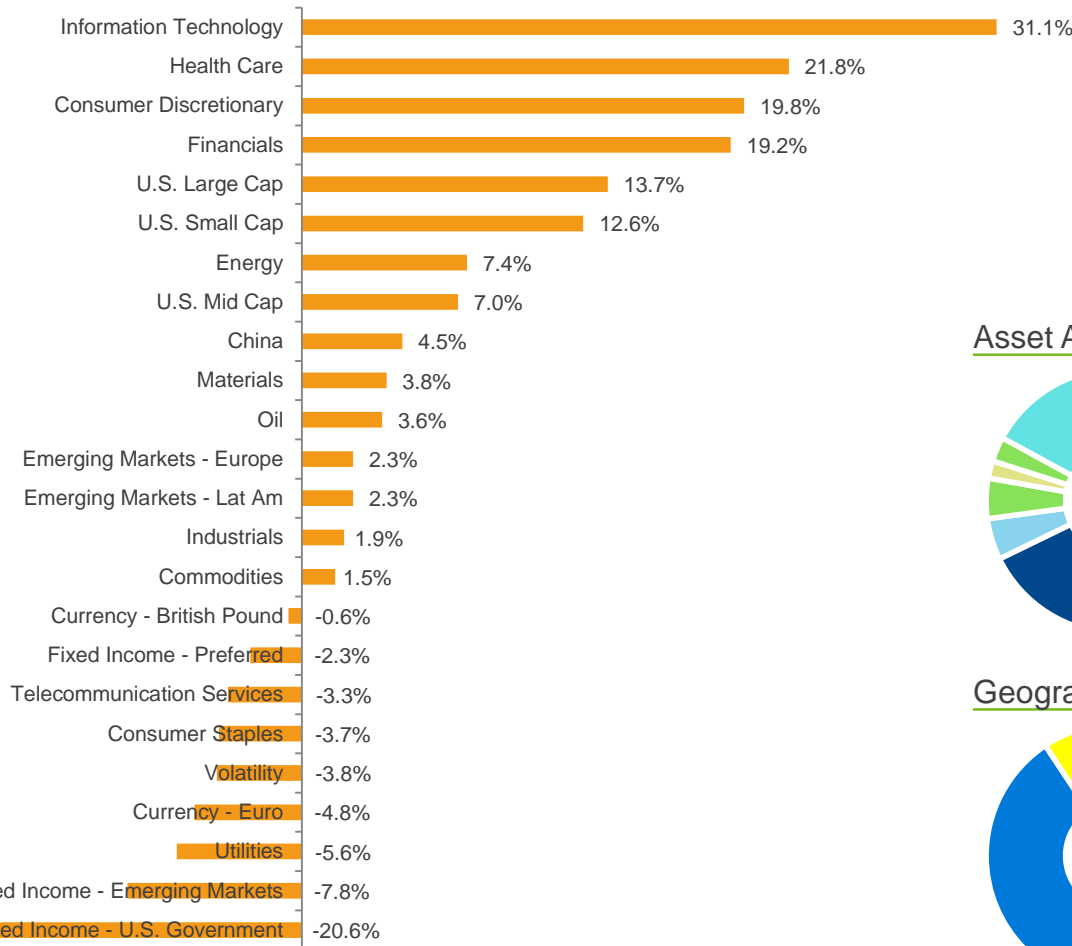
Commissions, trailing commissions, management fees and expenses all may be associated with private pool investments. Please read the offering memorandum before investing. Private pools are not guaranteed, their values change frequently and past performance may not be repeated. Private pool strategies and current holdings are subject to change. Portfolio holdings do not include short positions. The portfolio holdings information above may not contain all investments held, may differ from Barometer's marketing materials, and may be different from the Barometer Private Pool's annual financial report for the same period. The offering memorandum and other information about the pool are available at www.barometercapital.ca.



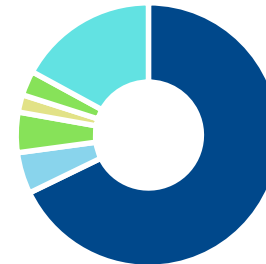
Barometer Global Macro Pool

Barometer Capital Management Inc.

Industry Allocations as at July 9, 2018

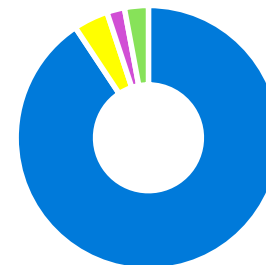


Asset Allocation



- N. American Equities: 121.9%
- Emerging Markets: 9.1%
- Commodities: 8.9%
- Volatility: (3.8%)
- Currencies: (5.4%)
- Fixed Income: (30.7%)

Geographic Allocation



- U.S.: 96.3%
- Asia: 4.5%
- South America: 2.3%
- Europe: (3.1%)

N. American Equities – excludes equities-based ETP's in Energy and Materials sectors, which are classified under "Commodities" asset class

Developed Markets – includes Canada, Western Europe, Israel, Australia, New Zealand, Hong Kong, Japan, Singapore

Emerging Markets – includes Latin America, Eastern Europe, Middle East, China, India, Korea, Southeast Asia

Commodities – includes equity-based ETP's in the Energy and Material sectors, futures-based commodity ETP's

Fixed Income – includes local- and foreign-currency denominated Investment Grade, High-Yield, Sovereign, MBS, Preferred Equity, issued in Developed and Emerging Markets



Barometer Global Macro Pool

Barometer Capital Management Inc.

Holdings as at July 9, 2018

31.1%	Information Technology
US;ARKW	ARK Web x.0 ETF
US;HACK	ETFMG Prime Cyber Security ETF
US;SKYY	First Trust Cloud Computing ETF
US;FFTY	Innovator IBD 50 ETF
US;PNQI	Invesco NASDAQ Internet ETF
US;XT	iShares Exponential Technologies ETF
US;IGV	iShares North American Tech-Software ETF
US;SOXX	iShares PHLX Semiconductor ETF
US;XNTK	SPDR NYSE Technology ETF
US;XSD	SPDR S&P Semiconductor ETF

21.8%	Health Care
US;SBIO	ALPS Medical Breakthroughs ETF
US;FBT	First Trust NYSE Arca Biotechnology Index Fund
US;PSCH	Invesco S&P SmallCap Health Care ETF
US;IHF	iShares US Healthcare Providers ETF
US;IHI	iShares US Medical Devices ETF
US;XBI	SPDR S&P Biotech ETF

19.8%	Consumer Discretionary
US;FDN	First Trust Dow Jones Internet Index Fund
US;PEJ	Invesco Dynamic Leisure & Entertainment ETF
US;PBS	Invesco Dynamic Media ETF
US;IYC	iShares US Consumer Services ETF
US;XRT	SPDR S&P Retail ETF
US;VCR	Vanguard Consumer Discretionary Index Fund ETF

19.2%	Financials
US;IPAY	ETFMG Prime Mobile Payments ETF
US;IAI	iShares US Broker-Dealers & Securities Exch ETF
US;KBE	SPDR S&P Bank ETF
US;KCE	SPDR S&P Capital Markets ETF
US;KRE	SPDR S&P Regional Banking ETF

13.7%	U.S. Large Cap
US;QQQ	Invesco QQQ Trust Series 1
US;SPHB	Invesco S&P 500 High Beta ETF
US;MTUM	iShares Edge MSCI USA Momentum Factor ETF
US;DIA	SPDR Dow Jones Industrial Average ETF

12.6%	U.S. Small Cap
US;IJR	iShares Core S&P Small-Cap ETF
US;IWM	iShares Russell 2000 ETF
US;IWN	iShares Russell 2000 Value ETF

7.4%	Energy
CA;XEG	iShares S&P/TSX Capped Energy Index ETF
US;XOP	SPDR S&P Oil & Gas Exploration & Production ETF

7.0%	U.S. Mid Cap
US;PDP	Invesco DWA Momentum ETF
US;IWP	iShares Russell Mid-Cap Growth ETF

4.5%	China
US;KWEB	KraneShares CSI China Internet ETF

3.8%	Materials
US;WOOD	iShares Global Timber & Forestry ETF

3.6%	Oil
US;DBO	Invesco DB Oil Fund

2.3%	Emerging Markets - Europe
US;RSX	VanEck Vectors Russia ETF

2.3%	Emerging Markets – Lat Am
US;ILF	iShares Latin America 40 ETF

1.9%	Industrials
1.5%	Commodities

-0.6%	Currency – British Pound
-2.3%	Fixed Income – Preferred
-3.3%	Telecommunications Services
-3.7%	Consumer Staples
-3.8%	Volatility
-4.8%	Currency – Euro
-5.6%	Utilities
-7.8%	Fixed Income – Emerging Markets
-20.6%	Fixed Income – U.S. Government

0.0%	Cash and Cash Equivalents
0.0%	Index Hedge

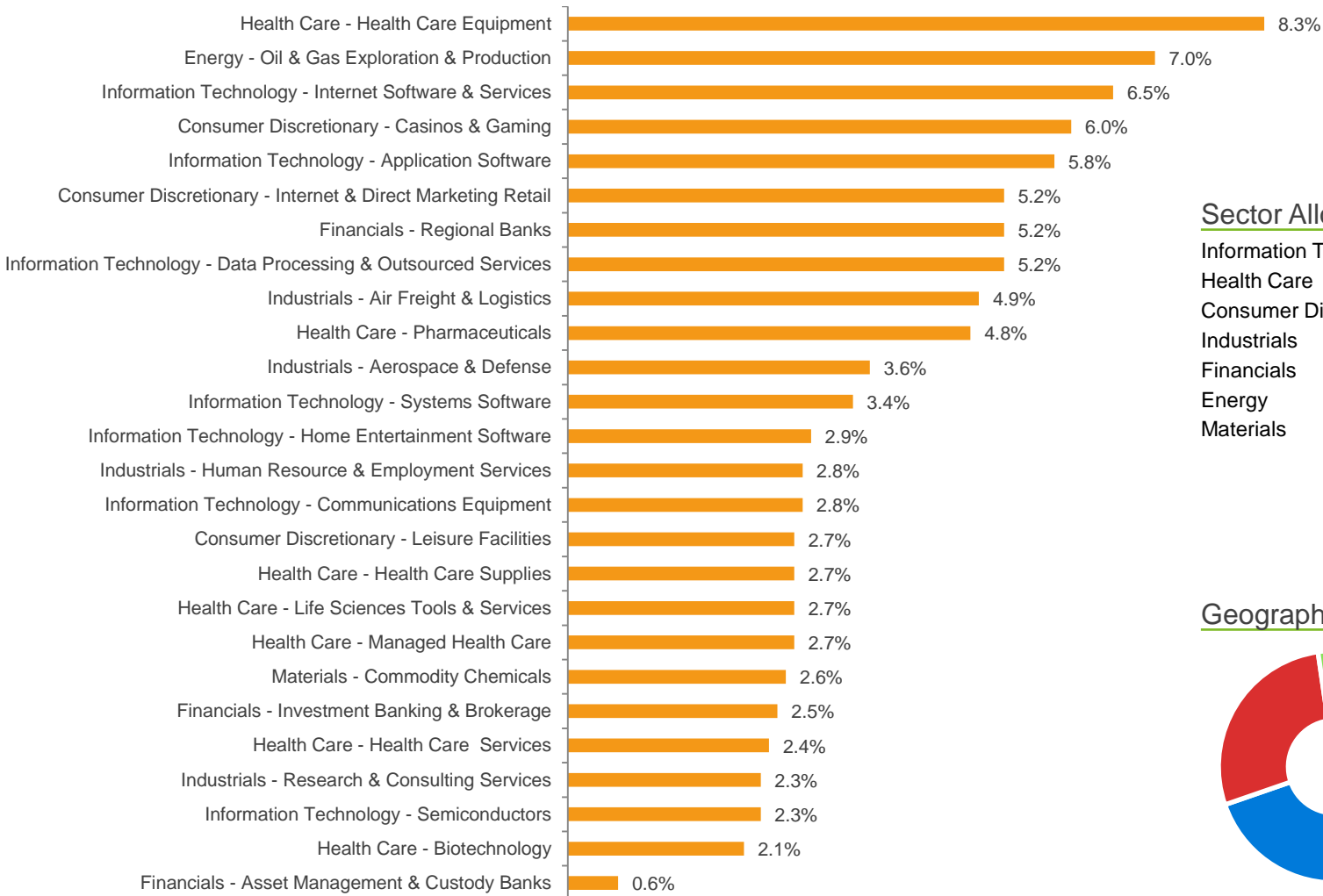
Commissions, trailing commissions, management fees and expenses all may be associated with private pool investments. Please read the offering memorandum before investing. Private pools are not guaranteed, their values change frequently and past performance may not be repeated. Private pool strategies and current holdings are subject to change. Portfolio holdings do not include short positions. The portfolio holdings information above may not contain all investments held, may differ from Barometer's marketing materials, and may be different from the Barometer Private Pool's annual financial report for the same period. The offering memorandum and other information about the pool are available at www.barometercapital.ca.



Barometer Equity Pool

Barometer Capital Management Inc.

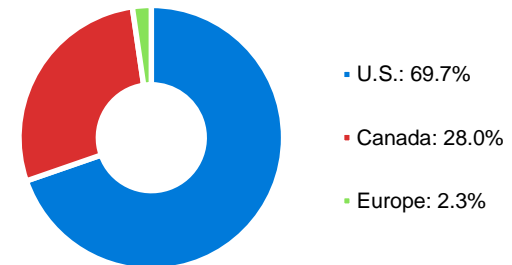
Industry Allocations as at July 9, 2018



Sector Allocation

Information Technology	28.9%
Health Care	25.7%
Consumer Discretionary	13.9%
Industrials	13.6%
Financials	8.3%
Energy	7.0%
Materials	2.6%

Geographic Allocation





Barometer Equity Pool

Barometer Capital Management Inc.

Holdings as at July 9, 2018

28.9%	Information Technology
US;ADBE	Adobe Systems Inc
US;EA	Electronic Arts Inc
US;FDC	First Data Corp
CA;GADI.R	Galaxy Digital
US;NEWR	New Relic Inc
US;NVDA	NVIDIA Corp
US;PANW	Palo Alto Networks Inc
US;CRM	Salesforce.com Inc
CA;SHOP	Shopify Inc
US;SQ	Square Inc
US;DATA	Tableau Software Inc

25.7%	Health Care
US;ALGN	Align Technology Inc
CA;WEED	Canopy Growth Corp
US;CNC	Centene Corp
US;EW	Edwards Lifesciences Corp
US;ILMN	Illumina Inc
US;ISRG	Intuitive Surgical Inc
US;IRTC	iRhythm Technologies Inc
US;DGX	Quest Diagnostics Inc
US;ONCE	Spark Therapeutics Inc
US;ZTS	Zoetis Inc

13.9%	Consumer Discretionary
US;AMZN	Amazon.com Inc
US;ERI	Eldorado Resorts Inc
US;NFLX	Netflix Inc
US;PLNT	Planet Fitness Inc
CA;TSGI	Stars Group Inc

13.6%	Industrials
CA;BBD.B	Bombardier Inc
CA;CJT	Cargojet Inc
US;INFO	IHS Markit Ltd
CA;MSI	Morneau Shepell Inc
US;XPO	XPO Logistics Inc

8.3%	Financials
US;ETFC	E*TRADE Financial Corp
US;SIVB	SVB Financial Group
US;ZION	Zions Bancorp

7.0%	Energy
CA;ERF	Enerplus Corp
CA;PXT	Parex Resources Inc
CA;YGR	Yangarra Resources Ltd

2.6%	Materials
CA;MX	Methanex Corp

0.0% **Cash and Cash Equivalents**

0.0% **Index Hedge**

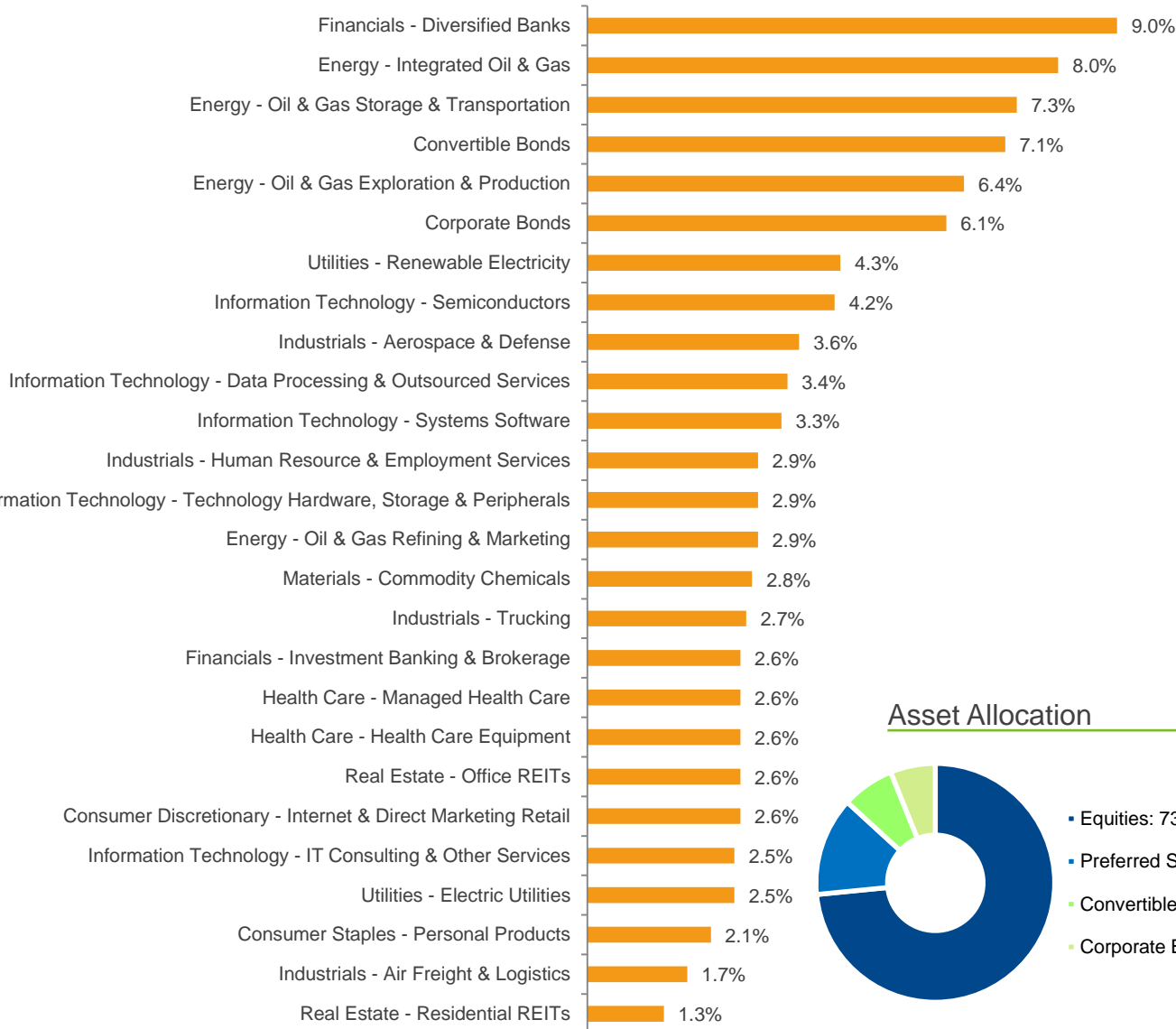
Commissions, trailing commissions, management fees and expenses all may be associated with private pool investments. Please read the offering memorandum before investing. Private pools are not guaranteed, their values change frequently and past performance may not be repeated. Private pool strategies and current holdings are subject to change. Portfolio holdings do not include short positions. The portfolio holdings information above may not contain all investments held, may differ from Barometer's marketing materials, and may be different from the Barometer Private Pool's annual financial report for the same period. The offering memorandum and other information about the pool are available at www.barometercapital.ca.



Barometer Tactical Balanced Pool

Barometer Capital Management Inc.

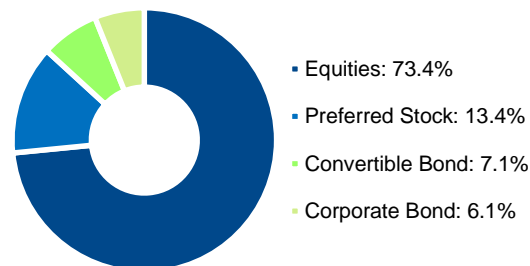
Industry Allocations as at July 9, 2018



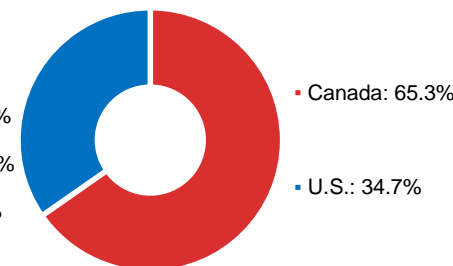
Sector Allocation

Sector	Percentage
Energy	24.6%
Information Technology	16.3%
Financials	11.6%
Industrials	10.9%
Convertible Bonds	7.1%
Utilities	6.8%
Corporate Bonds	6.1%
Health Care	5.2%
Real Estate	3.9%
Materials	2.8%
Consumer Discretionary	2.6%
Consumer Staples	2.1%

Asset Allocation



Geographic Allocation





Barometer Tactical Balanced Pool

Barometer Capital Management Inc.

Holdings as at July 9, 2018

24.6%	Energy
CA;ENB_PFI	Enbridge Inc – Preferred
CA;ERF	Enerplus Corp
US;HES	Hess Corp
CA;HSE	Husky Energy Inc
CA;IMO	Imperial Oil Ltd
CA;PKI	Parkland Fuel Corp
CA;PPL	Pembina Pipeline Corp
CA;PPL_PFA	Pembina Pipeline Corp – Preferred
CA;SU	Suncor Energy Inc

16.3%	Information Technology
US;AAPL	Apple Inc
CA;GIB.A	CGI Group Inc
US;INTC	Intel Corp
US;MSFT	Microsoft Corp
US;TXN	Texas Instruments Inc
US;V	Visa Inc

11.6%	Financials
CA;BMO_PD	Bank of Montreal – Preferred
CA;CM_PR	CIBC – Preferred 4.40%
CA;CM_PS	CIBC – Preferred 4.50%
US;CMA	Comerica Inc
US;ETFC	E*TRADE Financial Corp

10.9%	Industrials
CA;BBD.B	Bombardier Inc
CA;CJT	Cargojet Inc
CA;MSI	Morneau Shepell Inc
CA;TFII	TFI International Inc

7.1%	Convertible Bonds
Bond	Cargojet Inc 4.65% CV 31DEC21
Bond	Fiera Sceptre Inc 5% CV 30JUN23
Bond	Premium Brands 4.6% CV 31DEC23

6.8%	Utilities
CA;BIP_PD	Brookfield Infrastructure LP – Preferred
CA;BEP_PK	Brookfield Renewable LP – Preferred
CA;PIF	Polaris Infrastructure Inc

6.1%	Corporate Bonds
Bond	Enbridge Inc 5.375% 27SEP77
Bond	Fairfax Financial Ltd 4.85% 17APR28 USD
Bond	Parkland Fuel Corp 6% 21NOV22

5.2%	Health Care
US;EW	Edwards Lifesciences Corp
US;UNH	UnitedHealth Group Inc

3.9%	Real Estate
CA;AP.UN	Allied Properties Real Estate Investment Trust
CA;CAR.UN	Canadian Apartment Properties Real Estate Investment Trust

2.8%	Materials
CA;MX	Methanex Corp

2.6%	Consumer Discretionary
US;AMZN	Amazon.com Inc

2.1%	Consumer Staples
US;EL	Estée Lauder Companies Inc

0.0% Cash and Cash Equivalents

0.0% Index Hedge

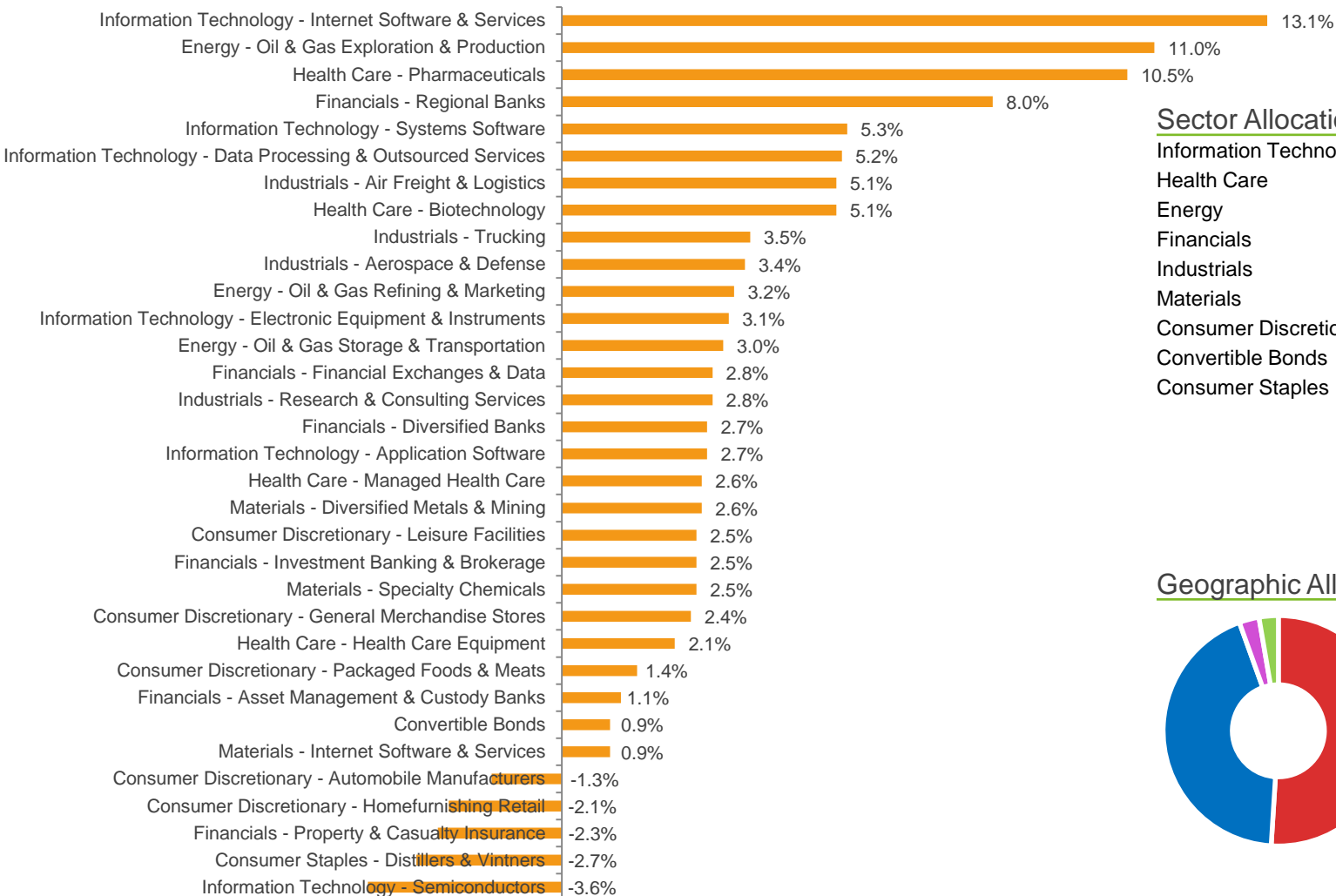
Commissions, trailing commissions, management fees and expenses all may be associated with private pool investments. Please read the offering memorandum before investing. Private pools are not guaranteed, their values change frequently and past performance may not be repeated. Private pool strategies and current holdings are subject to change. Portfolio holdings do not include short positions. The portfolio holdings information above may not contain all investments held, may differ from Barometer's marketing materials, and may be different from the Barometer Private Pool's annual financial report for the same period. The offering memorandum and other information about the pool are available at www.barometercapital.ca.



Barometer Long Short Pool

Barometer Capital Management Inc.

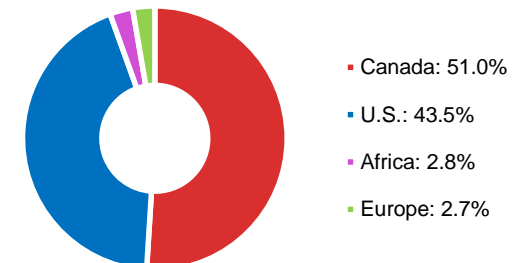
Industry Allocations as at July 9, 2018



Sector Allocation

Information Technology	25.8%
Health Care	20.3%
Energy	17.2%
Financials	14.8%
Industrials	14.8%
Materials	6.0%
Consumer Discretionary	2.9%
Convertible Bonds	0.9%
Consumer Staples	-2.7%

Geographic Allocation





Barometer Long Short Pool

Barometer Capital Management Inc.

Holdings as at July 9, 2018

25.8%	Information Technology
US;FDC	First Data Corp
US;FLIR	FLIR Systems Inc
CA;GADI.R	Galaxy Digital
US;GWRE	Guidewire Software Inc
CA;KXS	Kinaxis Inc
US;MIXT	MiX Telematics Ltd
US;NEWR	New Relic Inc
US;OKTA	Okta Inc
US;SQ	Square Inc
US;DATA	Tableau Software Inc

20.3%	Health Care
US;CNC	Centene Corp
CA;GROW	Growforce Holdings Inc
CA;HEXO	Hydrophothecary Corp
CA;PRN	Profound Medical Corp
US;ONCE	Spark Therapeutics Inc
CA;TH	Theratechnologies Inc
US;VRX	Valeant Pharmaceuticals International Inc

17.2%	Energy
US;LNG	Cheniere Energy Inc
US;HES	Hess Corp
US;OAS	Oasis Petroleum Inc
CA;PXT	Parex Resources Inc
CA;PKI	Parkland Fuel Corp

14.8%	Financials
US;CMA	Comerica Inc
US;RJF	Raymond James Financial Inc
US;SIVB	SVB Financial Group
CA;X	TMX Group Ltd
US;WAL	Western Alliance Bancorp
US;ZION	Zions Bancorp

14.8%	Industrials
CA;BBD.B	Bombardier Inc
CA;CJT	Cargojet Inc
CA;FLT	Drone Delivery Canada Corp
US;INFO	IHS Markit Ltd
CA;TFII	TFI International Inc

6.0%	Materials
US;ASH	Ashland Global Holdings Inc
CA;STLC	Stelco Holdings Inc

2.9%	Consumer Discretionary
US;OLLI	Ollie's Bargain Outlet Holdings Inc
US;PLNT	Planet Fitness Inc

0.9%	Convertible Bonds
Bond	ABcann Global Corp 6% CV 28FEB21

-2.7%	Consumer Staples
--------------	-------------------------

0.0%	Cash and Cash Equivalents
-------------	----------------------------------

0.0%	Index Hedge
-------------	--------------------

Commissions, trailing commissions, management fees and expenses all may be associated with private pool investments. Please read the offering memorandum before investing. Private pools are not guaranteed, their values change frequently and past performance may not be repeated. Private pool strategies and current holdings are subject to change. Portfolio holdings do not include short positions. The portfolio holdings information above may not contain all investments held, may differ from Barometer's marketing materials, and may be different from the Barometer Private Pool's annual financial report for the same period. The offering memorandum and other information about the pool are available at www.barometercapital.ca.