

This document contains key information you should know about the Barometer Disciplined Leadership Balanced Fund (the “Fund”). You can find more details in the Fund’s simplified prospectus. Ask your representative for a copy, or contact the manager, Barometer Capital Management Inc., at 1-866-601-6888 or info@barometercapital.ca, or visit [www.barometercapital.ca](http://www.barometercapital.ca).

**Before you invest in any fund, you should consider how the Fund might work with other investments you may have, and your tolerance for risk.**

**Quick facts**

|   |                 |                     |                                   |
|---|-----------------|---------------------|-----------------------------------|
| Fund code:                                | BCM 870         | Fund manager:       | Barometer Capital Management Inc. |
| Date class started:                       | January 1, 2015 | Portfolio manager:  | Barometer Capital Management Inc. |
| Total value of Fund on December 22, 2017: | \$110,380,453   | Distributions:      | Monthly, and Annually in December |
| Management expense ratio (MER):           | 2.40%           | Minimum investment: | \$5,000 initial, \$500 subsequent |

**What does the Fund invest in?**

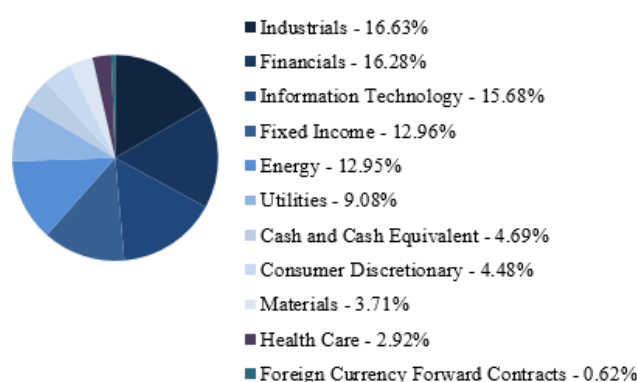
The Fund’s objective is to achieve long-term capital appreciation by investing primarily in equity and fixed income securities without geographic restrictions. The Fund’s holdings are also not restricted by market capitalization, size or sector. However, due to our strict liquidity requirements, we focus our investments in actively traded equity and income securities.

The charts below give you a snapshot of the Fund’s investments on December 22, 2017. The Fund’s investments will change.

**Top 10 investments (December 22, 2017)**

|   |               |
|---|---------------|
| Cash and Cash Equivalent                      | 4.69%         |
| Apple Inc.                                    | 3.72%         |
| Labrador Iron Ore Royalty Corp.               | 3.71%         |
| Microsoft Corp.                               | 3.54%         |
| Caterpillar Inc.                              | 3.00%         |
| Valero Energy Corp.                           | 3.00%         |
| Anthem Inc.                                   | 2.92%         |
| Visa Inc.                                     | 2.89%         |
| Bank of America Corp.                         | 2.84%         |
| BlackRock Inc.                                | 2.84%         |
| <b>Total Percentage of Top 10 Investments</b> | <b>33.15%</b> |
| <b>Total Number of Investments</b>            | <b>39</b>     |

**Investment mix (December 22, 2017)**



**How risky is it?**

The value of the Fund can go down as well as up. You could lose money.

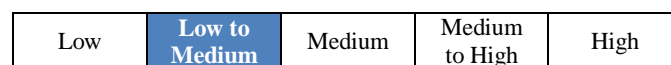
One way to gauge risk is to look at how much a fund’s returns change over time. This is called “volatility”.

In general, funds with higher volatility will have returns that change more over time. They typically have a greater chance of losing money and may have a greater chance of higher returns. Funds with lower volatility tend to have returns that change less over time. They typically have lower returns and may have a lower chance of losing money.

**Risk rating**

Barometer Capital Management Inc. (“Barometer”) has rated the volatility of this Fund as **low to medium**.

This rating is based on how much the Fund’s returns have changed from year to year. It does not tell you how volatile the Fund will be in the future. The rating can change over time. A fund with a low risk rating can still lose money.



For more information about the risk rating and specific risks that can affect the Fund’s returns, refer to the Risk section of the Fund’s simplified prospectus.

**No guarantees**

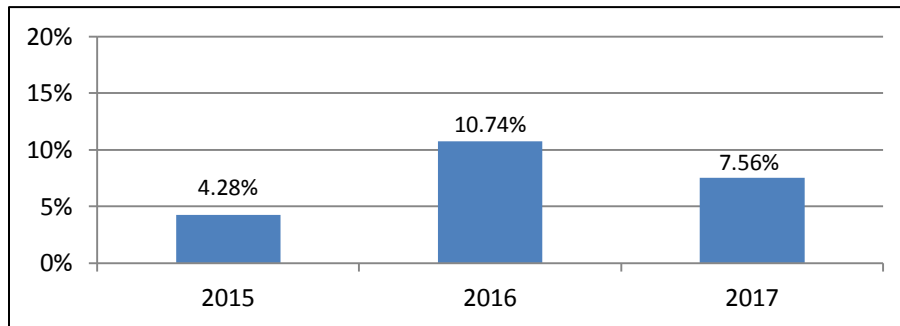
Like most mutual funds, this Fund does not have any guarantees. You may not get back the money you invest.

## How has the Fund performed?

This section tells you how Class A units of the Fund have performed over the past three calendar years. Returns are after expenses have been deducted. These expenses reduce the Fund's returns.

### Year-by-year returns

This chart shows how Class A units of the Fund performed over the past three calendar years. The Fund did not drop in value. The range of returns and change from year to year can help you assess how risky the Fund has been in the past three years. It does not tell you how the Fund will perform in the future.



### Best and worst 3-month returns

This table shows the best and worst returns for Class A units of the Fund in a 3-month period over the past three years. The best and worst 3-month returns could be higher or lower in the future. Consider how much of a loss you could afford to take in a short period of time.

|                     | Return | 3 month ending   | If you invested \$1,000 at the beginning of the period |
|---------------------|--------|------------------|--|
| <b>Best Return</b>  | 5.62%  | July 31, 2016    | Your investment would rise to \$1,056.20               |
| <b>Worst Return</b> | -4.18% | October 31, 2015 | Your investment would fall to \$958.20                 |

### Average return

The annual compound return of Class A units of the Fund was 7.49% over the past three years. If you had invested \$1,000 in the Fund on January 1, 2015, your investment would now be worth \$1,242.18 as of December 31, 2017.

### Who is this Fund for?

#### Investors who:

- want to invest for the long-term (in excess of five years)
- are seeking North American, global equity and fixed income exposure for their portfolio

There are no criteria for holding Class A units of the Fund, anyone in the Provinces of Canada may purchase Class A units of the Fund through their representative.

### A word about tax

In general, you'll have to pay income tax on any money you make on the Fund. How much you pay depends on the tax laws where you live and whether or not you hold the Fund in a registered plan, such as a Registered Retirement Savings Plan or a Tax-Free Savings Account.

Keep in mind that if you hold the Fund in a non-registered account, Fund distributions are included in your taxable income, whether you get them in cash or have them reinvested.

### How much does it cost?

The following tables show the fees and expenses you could pay to buy, own and sell Class A units of the Fund. The fees and expenses - including any commissions - can vary among classes of a fund and among funds. Higher commissions can influence representatives to recommend one investment over another. Ask about other classes of units and other funds that may be suitable for you at a lower cost.

#### 1. Sales charges

The Class A units of the Fund are available through an initial sales charge option.

| Sales charge option         | What you pay                   |                                       | How it works  |
|-----------------------------|--------------------------------|---------------------------------------|---|
|                             | in percent (%)                 | in dollars (\$)                       |   |
| <b>Initial sales charge</b> | 0% to 5% of the amount you buy | \$0 to \$50 for every \$1,000 you buy | You and your representative decide on the rate. The initial sales charge is deducted from the amount you buy and it goes to your investment firm as a commission. |

## How much does it cost? (cont'd)

### 2. Fund expenses

You don't pay these expenses directly. They affect you because they reduce the Fund's returns. As of June 30, 2017, the Fund's expenses were 2.73% of its value. This equals \$27.30 for every \$1,000 invested.

| Annual rate (as a% of the Fund's value)  |       |
|--|-------|
| <b>Management expense ratio (MER)</b><br>This is the total of the Fund's management fee (which includes the trailing commission) and operating expenses. | 2.40% |
| <b>Trading expenses ratio (TER)</b><br>These are the Fund's trading costs.   | 0.33% |
| <b>Fund expenses (MER + TER)</b>   | 2.73% |

The Fund may also pay an annual performance fee to the portfolio manager, equal to 20% of the amount by which the value of the Fund exceeds the value of its benchmark.

### More about the trailing commission

The trailing commission is an ongoing commission. It is paid for as long as you own the Fund. It is for the services and advice that your representative and their firm provide to you.

Barometer pays a 1% trailing commission to your representative's firm. It is paid from Barometer's management fee and is based on the value of your investment.

| Sales charge option  | Amount of trailing commission                |  |
|----------------------|--|--|
|                      | in percent (%)                               | in dollar (\$)                           |
| Initial sales charge | 1% of the value of your investment each year | \$10 each year on every \$1,000 invested |

### 3. Other fees

You may have to pay other fees when you buy, hold, sell or switch units of the Fund.

| Fee                    | What you pay   |
|------------------------|--|
| Short-term trading fee | Up to 2% of the value of units you sell or switch within 90 days of buying them. This fee goes to the Fund.    |
| Switch fee             | Your representative's firm may charge you up to 2% of the value of units you switch to another Barometer Fund. |

### What if I change my mind?

Under securities law in some provinces and territories, you have the right to:

- Withdraw from an agreement to buy mutual fund units within two business days after you receive a simplified prospectus or Fund Facts document, or
- Cancel your purchase within 48 hours after you receive confirmation of the purchase.

In some provinces and territories, you also have the right to cancel a purchase, or in some jurisdictions, claim damages, if the simplified prospectus, annual information form, Fund Facts document or financial statements contain a misrepresentation. You must act within the time limit set by the securities law in your province or territory.

For more information, see the securities law of your province or territory or ask a lawyer.

### For more information

Contact Barometer or your representative for a copy of the Fund's simplified prospectus and other disclosure documents. These documents and this Fund Facts make up the Fund's legal documents.

Barometer Capital Management Inc.  
1 University Avenue, Suite 1800  
P.O. Box 25,  
Toronto, ON, M5J 2P1

Phone: (416) 601-6888  
Toll-free: (866) 601-6888  
Email: [info@barometercapital.ca](mailto:info@barometercapital.ca)  
[www.barometercapital.ca](http://www.barometercapital.ca)

To learn more about investing in mutual funds, see the brochure **Understanding mutual funds**, which is available on the website of the Canadian Securities Administrators at [www.securities-administrators.ca](http://www.securities-administrators.ca).